



Experience the Performance

PRODUCT GUIDE 2013
PASSENGER CAR, SUV AND LIGHT TRUCK
EUROPE





Corporate Social Responsibility

We take responsibility for our environment with:

- **Conservation programmes to offset carbon emissions and promote sustainable development**
- **Commitment to the development of environmentally friendly products**
- **ISO 14001 environmental management system certification**
- **Partnership with Conservation International**

Cutting-edge products for the most demanding market in the world.

- **There are more than 450 internationally experienced engineers in research and development that achieve peak performance and develop top quality products that are specially "Made for Europe."**
- **Support is received from Test Engineers at the European Technical Centre, based in the UK, to ensure the optimisation of the tires for demanding European requirements.**



WHY GT RADIAL TIRES ?



GT Radial is fully committed to maintaining the very highest standard of quality control procedures and has obtained ISO9001:2000 and ISO/TS16949:2002 accreditation for all of five key manufacturing plants. In addition, all plants have obtained or are in the process of obtaining ISO14001 Environmental Management System Accreditation.



All PCR tires produced by GT Radial for export to Europe satisfy standards for all the European Union legal directives, regulations and standards. E-mark Safety and Noise Certification tests are performed and accredited by TÜV NORD.



GT Radial's research and development efforts have enabled the development of European Mission Matched products and have also helped improve product design and production technology to maintain a leading market position. In addition to in-house research and development capabilities, GT Radial also collaborates with various leading universities and top research institutions such as National Quality Examination Centre for Rubber Tire, Smithers Research Laboratories, USA and TUV Automotive GmbH Tire/Wheel Test Centre in Germany.



GT Radial has made a significant investment in our own tire testing facility, ETC, European Technical Centre, which is located at the internationally acclaimed MIRA Ltd (Motor Industry Research Association).

The ETC technical operation provides development and evaluation capacity to GT Radial's Research and Development Centre. ETC is employed in the development of tire products for both European and worldwide applications for both replacement and original equipment markets.



Labelling Explained

> EU announced in 2009 the introduction of tire labelling requirements with regard to the display of information on the fuel efficiency, wet grip and external rolling noise of tires. (Regulation 1222/2009 with amendments EC/228/2011 and EC/1235/2011)

> Its aim is to increase the safety and the environmental and economic efficiency of road transport in Europe. The labelling will allow end-users to make more informed choices when purchasing tires.

> The regulation affects the following tire categories:

C1 = Passenger car, C2 = Light commercial and C3 = Commercial truck and bus.

> The labelling regulation comes into effect from 1st November 2012, when all C1, C2 or C3 that are displayed at any point of sale will have the new label information visible.

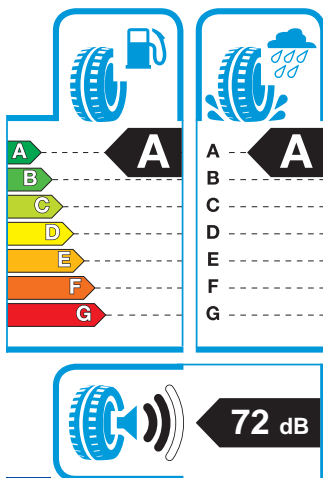
For passenger car and light commercial vehicle tires the labelling information will be shown via a sticker on the tire.

The label information will also be visible throughout technical promotional literature such as; catalogues, leaflets and product websites.

Some tires are excluded from the labelling requirements:

- Tires designed to be fitted only to vehicles registered for the first time before 1 October 1990
- Tires whose nominal rim diameter does not exceed 254 mm or is 635 mm or more
- Tires designed only to be fitted on vehicles intended exclusively for racing
- Tires fitted with additional devices to improve traction properties, such as studded tires
- T-type temporary-use spare tires
- Off-road professional tires
- Tires whose speed rating is less than 80 km/h
- Re-treaded tires

WHAT DOES THE LABEL INFORM ABOUT?



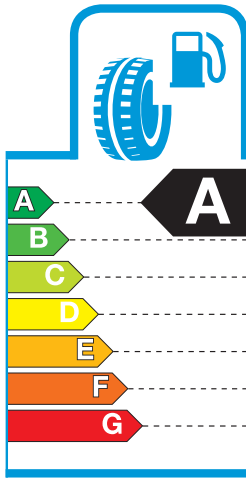
The label contains 3 performance criteria:

- Fuel Efficiency
- Wet Grip
- Exterior tire noise from contact to road surface

For Fuel Efficiency and Wet Grip, the performance is expressed in 7 classes ranging from A (the most efficient) to G (the least efficient).

For noise, the measured value is present on the label together with 3 symbolic sound waves (one wave is lowest noise and 3 waves for the highest noise rating)

FUEL EFFICIENCY



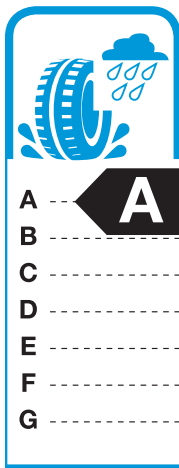
For Illustration Purposes only.

Fuel consumption is influenced by the rolling resistance of the tires caused by tire deformation when rotating, resulting in energy losses in the form of heat. The higher the deformation, the higher the tire rolling resistance and consequently the more fuel is required to move the vehicle forward. In other words, lower rolling resistance means lower fuel consumption and therefore lower vehicle emissions, including CO₂.

The new label will display different grades in “rolling resistance” where A is the most “fuel efficient” and G the least efficient in class. The black arrow next to the grading indicates the performance level of the product.

Customers should be made aware that the actual fuel savings and road safety depend heavily on the behaviour of drivers, in particular the following: eco-driving can significantly reduce fuel consumption; the tire pressure needs to be correct and regularly checked for optimum fuel efficiency.

WET GRIP



For Illustration Purposes only.

The most important role of a tire is to provide safety - in all weather conditions. Wet traction or grip is one of the most important performance characteristics of any tire.

There is typically a performance trade-off when combining noise, fuel efficiency and safety performances like wet grip. The labelling will allow customers to prioritise for themselves their preferred performances.

The label will display a range of 7 grades where tires with an “A” provide the highest levels of wet grip and “G” the lowest.

EXTERIOR TIRE NOISE



For Illustration Purposes only.

Exterior tire noise levels are split into 3 categories and measured in decibel (dB) in comparison with the new European tire exterior noise levels to be introduced in 2016.

- One black sound wave = 3dB less than the future tighter European limit.
- Two black sound waves = already compliant with the future European limit.
- Three black sound waves = compliant with the current European limit.

We at GT RADIAL welcome this new labelling system since we are convinced it will guide our customers towards using safer, quieter and more fuel efficient tires. Our Research and Development Team have taken great care in designing tires that meet the highest safety and environmental standards and we are confident it will satisfy our customers.

Table of Contents		Page
PCR	Ultra High Performance	
	CHAMPIRO HPY – Premium Ultra High Performance	7
	CHAMPIRO UHP1 - Ultra High Performance	9
	Performance	
	CHAMPIRO BAX 2 – High Performance	11
	CHAMPIRO 228 – Premium Comfort	13
	CHAMPIRO ECO – All Round Performance	15
	CHAMPIRO VP1 – All Round Comfort	17
SUV 4X4	SAVERO HP – Premium Comfort	21
	SAVERO HT PLUS – Highway Terrain	23
	ADVENTURO A/T – All Terrain	25
	ADVENTURO M/T – Mud Terrain	27
Van	MAXMILER EX – Premium Comfort	31
	MAXMILER CX – Mileage	33
	MAXMILER X – Value	35
	SUPER TRAVELLER 668 – Value	37
	KARGOMAX – Specialist	39
Winter Range	CHAMPIRO WinterPro HP	43
	CHAMPIRO IcePro	45
	CHAMPIRO IcePro SUV	47
	CHAMPIRO WinterPro	49
	CHAMPIRO WT-AX	51
	MAXMILER WT	53
	MAXMILER WT-1000	55
	SAVERO WT	57
Designation Load and Speed Index	59	
Size Chart	63	


PCR TIRE RANGE



State of the art construction design enhances traction and high speed stability providing total control on dry and wet surfaces.



These grooves enhance hydroplaning resistance at high speeds by pumping water more efficiently through the tread pattern.





CHAMPIRO HPY

Premium Ultra High Performance



“The CHAMPIRO HPY combines a dynamic and sporty drive with safety and comfort.”

Features	Benefits
New asymmetric pattern design	▶ SAFETY: Optimal grip on wet and dry surfaces with a low noise level, even at high speed
Solid centre rib	▶ COMFORT & SAFETY: Straight line stability and steering response
4 wide longitudinal grooves	▶ SAFETY: Ensures efficient water evacuation, preventing aquaplaning
Silica compound	▶ SAFETY: Enhanced grip on wet surfaces



- ◉ 17 - 20 Inch

- ◉ 35 - 65 Series

- ◉ Speed Rating: V - Y

Premium Ultra High Performance

CHAMPIRO HPY



TIRE SIZE	XL	LI / SI	ETRTO	ALLOWED RIM	SECTION WIDTH (mm)	OUTER DIAMETER (mm)	MAX. LOAD (KG)	RR	WET GRIP	NOISE DATA (dB)	NOISE GRADE	EAN CODE	ITEM NO
225/65 R17		102V	6.5	6.0 - 8.0	228	724	850	E	B	70		8990876153479	B347
235/65 R17	XL	108V	7.0	6.5 - 8.5	240	738	1000	C	B	70		8990876153448	B344
215/55 ZR17		94W	7.0	6.0 - 7.5	226	668	670	E	B	70		8990876153516	B351
205/50 ZR17	XL	93W	6.5	5.5 - 7.5	214	638	650	C	B	70		8990876153509	B350
225/50 ZR17	XL	98Y	7.0	6.0 - 8.0	233	658	750	E	B	70		8990876150270	B027
235/50 ZR17	XL	100W	7.5	6.5 - 8.5	245	668	800	C	B	70		8990876150287	B028
205/45 ZR17	XL	88W	7.0	6.5 - 7.5	206	616	560	E	B	70		8990876153493	B349
215/45 ZR17	XL	91Y	7.0	7.0 - 8.0	213	626	615	E	B	70		8990876150584	B058
225/45 ZR17	XL	94Y	7.5	7.0 - 8.5	225	634	670	E	B	70		8990876150577	B057
235/45 ZR17	XL	97Y	8.0	7.5 - 9.0	236	644	730	E	B	70		8990876150461	B046
245/45 ZR17	XL	99Y	8.0	7.5 - 9.0	243	652	775	C	B	70		8990876150454	B045
245/40 ZR17	XL	95Y	8.5	8.0 - 9.5	248	628	690	E	B	70		8990876150591	B059
255/40 ZR17	XL	98Y	9.0	8.5 - 10.0	260	636	750	E	B	70		8990876150263	B026
235/60 R18	XL	107V	7.0	6.5 - 8.5	240	739	975	C	B	70		8990876153455	B345
235/55 ZR18	XL	104W	7.5	6.5 - 8.5	245	715	900	C	B	70		8990876153462	B346
255/55 ZR18	XL	109Y	8.0	7.0 - 9.0	265	737	1030	C	B	70		8990876153424	B342
235/50 ZR18	XL	101Y	7.5	6.5 - 8.5	245	693	825	C	B	70		8990876150560	B056
225/45 ZR18		91Y	7.5	7.0 - 8.5	225	659	615	E	B	70		8990876150546	B054
245/45 ZR18	XL	100Y	8.0	7.5 - 9.0	243	677	800	C	B	70		8990876150294	B029
255/45 ZR18	XL	103Y	8.5	8.0 - 9.5	255	687	875	E	B	70		8990876150553	B055
225/40 ZR18	XL	92Y	8.0	7.5 - 9.0	230	637	630	E	B	70		8990876150232	B023
235/40 ZR18	XL	95Y	8.5	8.0 - 9.5	241	645	690	C	B	70		8990876150225	B022
245/40 ZR18	XL	97Y	8.5	8.0 - 9.5	248	653	730	C	B	70		8990876150249	B024
255/35 ZR18	XL	94Y	9.0	8.5 - 10.0	260	635	670	C	B	70		8990876150300	B030
265/35 ZR18	XL	97Y	9.5	9.0 - 10.5	271	635	730	E	B	71		8990876150485	B048
255/50 ZR19	XL	107Y	8.0	7.0 - 9.0	265	739	975	C	B	70		8990876153431	B343
225/40 ZR19	XL	93Y	8.0	7.5 - 9.0	230	663	690	E	B	70		8990876150256	B025
255/40 ZR19		96Y	9.0	8.5 - 10.0	260	687	710	E	B	70		8990876150539	B053
225/35 ZR19	XL	88Y	8.0	7.5 - 9.0	230	641	560	E	B	70		8990876150492	B049
235/35 ZR19	XL	91Y	8.5	8.0 - 9.5	241	647	615	F	B	70		8990876150508	B050
255/35 ZR19	XL	96Y	9.0	8.5 - 10.0	260	661	710	E	B	70		8990876150515	B051
255/45 ZR20		101Y	8.5	8.0 - 9.5	255	738	825	E	B	72		8990876153486	B348
255/35 ZR20	XL	97Y	9.0	8.5 - 10.0	260	686	730	E	B	72		8990876150522	B052

XL Extra Load **LI** Load Index **SI** Speed Index **RR** Rolling Resistance



CHAMPIRO UHP1

ULTRA HIGH PERFORMANCE

“Introducing CHAMPIRO UHP1, excellent wet and dry handling, precise cornering and braking provide you an exciting driving experience.”



Features

Big pattern blocks on tire shoulder

Optimised pitch variance design

4 straight grooves

Centre-rib design

Tread formula with High Silica

Benefits

▶ Strengthens the grip force when cornering

▶ Reduces the noise level when driving

▶ Ensure smooth water dispersion and wet performance

▶ Ensure linear stability during high speeds

▶ Improves dry and wet handling

 15 - 20 Inch

 35 - 55 Series

 Speed Rating: V / W

ULTRA HIGH PERFORMANCE CHAMPIRO UHP1




TIRE SIZE	XL	LI / SI	ETRTO	ALLOWED RIM	SECTION WIDTH (mm)	OUTER DIAMETER (mm)	MAX. LOAD (KG)	RR	WET GRIP	NOISE DATA (dB)	NOISE GRADE	EAN CODE	ITEM NO
195/55R15		85V	6.0	5.5 - 6.5	201	595	515	F	B	70	🔊	6943829590519	100A1470
205/55R15		88V	6.5	6.0 - 7.0	214	607	560	F	B	70	🔊	6943829592810	100A1579
195/50R15		82V	6.0	5.5 - 6.5	201	577	475	F	B	70	🔊	6943829590496	100A1468
205/50R15	XL	89V	6.5	6.0 - 7.0	214	587	580	E	B	72	🔊	6943829592797	100A1577
195/45R15		78V	6.5	6.0 - 7.0	195	557	425	F	B	70	🔊	6943829592827	100A1580
195/55R16	XL	91V	6.0	5.5 - 6.5	201	620	615	E	B	72	🔊	6943829592759	100A1573
205/55R16		91V	6.5	5.5 - 7.5	214	632	615	E	B	70	🔊	6943829595057	100A1688
205/55ZR16	XL	94W	6.5	6.0 - 7.0	214	632	670	E	B	72	🔊	6943829590472	100A1466
215/55ZR16	XL	97W	7.0	6.5 - 7.5	226	642	730	E	B	72	🔊	6943829590502	100A1469
225/55ZR16	XL	99W	7.0	6.5 - 7.5	233	654	775	E	B	72	🔊	6943829590526	100A1471
195/50R16	XL	88V	6.0	5.5 - 6.5	201	602	560	E	B	72	🔊	6943829592841	100A1582
205/50ZR16	XL	91W	6.5	6.0 - 7.0	214	612	615	F	B	72	🔊	6943829590571	100A1476
225/50ZR16	XL	96W	7.0	6.5 - 7.5	233	632	710	E	B	72	🔊	6943829592766	100A1574
195/45R16	XL	84V	6.5	6.0 - 7.0	195	582	500	E	B	72	🔊	6943829590625	100A1481
205/45ZR16	XL	87W	7.0	6.5 - 7.5	206	590	545	F	B	72	🔊	6943829590588	100A1477
215/40ZR16	XL	86W	7.5	7.0 - 8.0	218	578	530	E	B	72	🔊	6943829592889	100A1586
215/55ZR17		94W	7.0	7.5 - 8.5	226	668	670	E	B	70	🔊	6943829592780	100A1576
225/55ZR17	XL	101W	7.0	6.5 - 7.5	233	680	825	E	B	72	🔊	6943829590601	100A1479
205/50ZR17	XL	93W	6.5	6.0 - 7.0	214	638	650	F	B	72	🔊	6943829590557	100A1474
215/50ZR17	XL	95W	7.0	6.5 - 7.5	226	648	690	E	B	72	🔊	6943829592773	100A1575
225/50ZR17	XL	98W	7.0	6.5 - 7.5	233	658	750	E	B	72	🔊	6943829590595	100A1478
205/45ZR17	XL	88W	7.0	6.5 - 7.5	206	616	560	E	B	72	🔊	6943829592803	100A1578
215/45ZR17	XL	91W	7J	6.5 - 7.5	213	626	615	E	B	72	🔊	6943829590564	100A1475
225/45ZR17	XL	94W	7.5	7.0 - 8.0	225	634	670	E	B	72	🔊	6943829590489	100A1467
235/45ZR17	XL	97W	8.0	7.5 - 8.5	236	644	730	E	B	72	🔊	6943829590540	100A1473
245/45ZR17	XL	99W	8.0	7.5 - 8.5	243	652	775	E	B	72	🔊	6943829590663	100A1485
205/40ZR17	XL	84W	7.5	7.0 - 8.0	212	596	500	F	B	72	🔊	6943829590656	100A1484
215/40ZR17	XL	87W	7.5	7.0 - 8.0	218	604	545	F	B	72	🔊	6943829590687	100A1487
245/40ZR17		91W	8.5	8.0 - 9.0	248	628	615	E	B	71	🔊	6943829590649	100A1483
225/45ZR18	XL	95W	7.5	7.0 - 8.0	225	659	690	E	B	72	🔊	6943829592858	100A1583
245/45ZR18	XL	100W	8.0	7.5 - 8.5	243	677	800	E	B	72	🔊	6943829590670	100A1486
255/45ZR18	XL	103W	8.5	8.0 - 9.0	255	687	875	E	B	72	🔊	6943829592896	100A1587
225/40ZR18	XL	92W	8.0	7.5 - 8.5	230	637	630	E	B	72	🔊	6943829590533	100A1472
235/40ZR18	XL	95W	8.5	8.0 - 9.0	241	645	690	E	B	72	🔊	6943829590618	100A1480
245/40ZR18	XL	97W	8.5	8.0 - 9.0	248	653	730	F	B	72	🔊	6943829590632	100A1482
255/35ZR18	XL	94W	9.0	8.5 - 10.0	260	635	670	E	B	72	🔊	6943829592834	100A1581
265/35ZR18	XL	97W	9.5	9.0 - 10.5	271	643	730	E	B	72	🔊	6943829592872	100A1585
255/40ZR19		96W	9.0	8.5 - 9.5	260	687	710	E	B	72	🔊	6943829592865	100A1584
225/35ZR19		84W	8.0	7.5 - 8.5	230	641	500	E	B	70	🔊	6943829592902	100A1588
235/35ZR19		91W	8.5	8.0 - 9.5	241	647	615	E	B	72	🔊	6943829590694	100A1488
245/35ZR19	XL	93W	8.5	8.0 - 9.5	248	655	650	F	B	72	🔊	6943829592919	100A1589
255/35ZR19	XL	96W	9.0	8.5 - 10.0	260	661	710	E	B	72	🔊	6943829590700	100A1489
255/35ZR20	XL	97W	9.0	8.5 - 10.0	260	686	730	E	B	73	🔊	6943829590717	100A1490

XL Extra Load LI Load Index SI Speed Index RR Rolling Resistance



CHAMPIRO BAX-2

High Performance



“Gives excellent control, comfort and true pleasure under various driving conditions.”

Features

Asymmetric tread design

New SILICA Compound

Centre-Rib Design

Wide circumferential grooves

Benefits

- ▶ Excellent stability and cornering with a silent ride
- ▶ Optimum wet handling and low rolling resistance
- ▶ Excellent steering response
- ▶ Optimum water evacuation



14 - 16 Inch

50 - 65 Series

Speed Rating: H / V

High Performance



CHAMPIRO BAX-2

TIRE SIZE	LI / SI	ETRTO	ALLOWED RIM	SECTION WIDTH (mm)	OUTER DIAMETER (mm)	MAX. LOAD (KG)	RR	WET GRIP	NOISE DATA (dB)	NOISE GRADE	EAN CODE	ITEM NO
185/55 R14	80H	6.0	5.0 - 6.5	194	560	450	E	B	72		8990876152755	B275
195/65 R15	91V	6.0	5.5 - 7.0	201	635	615	E	B	72		8990876152847	B284
195/60 R15	88V	6.0	5.5 - 7.0	201	615	560	F	B	72		8990876152830	B283
205/60 R15	91V	6.0	5.5 - 7.5	209	627	615	E	B	72		8990876152786	B278
225/60 R15	96V	6.5	6.0 - 8.0	228	651	710	E	B	72		8990876152793	B279
185/55 R15	82V	6.0	5.0 - 6.5	194	585	475	F	B	72		8990876152779	B277
195/55 R15	85V	6.0	5.5 - 7.0	201	595	515	E	B	72		8990876152748	B274
205/55 R15	88V	6.5	5.5 - 7.5	214	607	560	E	B	72		8990876152762	B276
195/50 R15	82V	6.0	5.5 - 7.0	201	577	475	E	B	72		8990876152687	B268
205/50 R15	86V	6.5	5.5 - 7.5	214	587	530	F	B	72		8990876152717	B271
205/60 R16	92V	6.0	5.5 - 7.5	209	652	630	E	B	72		8990876152809	B280
215/60 R16	95V	6.5	6.0 - 7.5	221	664	690	C	B	72		8990876152816	B281
225/60 R16	98V	6.5	6.0 - 8.0	228	676	750	E	B	72		8990876152823	B282
185/55 R16	83V	6.0	5.0 - 6.5	194	610	487	F	B	72		8990876152861	B286
205/55 R16	91V	6.5	5.5 - 7.5	210	632	615	E	E	72		8990876152854	B285
215/55 R16	93V	7.0	6.0 - 7.5	226	642	650	E	B	72		8990876152724	B272
205/50 R16	87V	6.5	5.5 - 7.5	214	612	545	E	B	72		8990876152700	B270

LI Load Index SI Speed Index RR Rolling Resistance



CHAMPIRO 228

Premium Comfort



Low Noise



Comfort



Wet Handling

“The Champiro 228 combines wet handling capabilities and premium driving comfort with high safety standards”

Features

New compound with Advance Silica Technology

“Frequency Disturber” tread design

Z-sipes on the shoulder blocks

4 Wide longitudinal grooves

Benefits

▶ **COMFORT & SAFETY:** Provides excellent grip on wet and dry roads

▶ **COMFORT:** Cancels out noise signals to provide a quieter ride

▶ **COMFORT & SAFETY:** Decreases noise without compromising vehicle cornering performance

▶ **SAFETY:** Ensures quick water evacuation to prevent aquaplaning



 14 - 18 Inch

 50 - 65 Series

 Speed Rating: H / V

Premium Comfort

CHAMPIRO 228



TIRE SIZE	XL	LI / SI	ETRTO	ALLOWED RIM	SECTION WIDTH (mm)	OUTER DIAMETER (mm)	MAX. LOAD (KG)	RR	WET GRIP	NOISE DATA (dB)	NOISE GRADE	EAN CODE	ITEM NO
185/65R14		86H	5.5	5.0-6.0	189	596	530	E	B	70		6924699111998	100A261
185/60R14		82H	5.5	5.0 -6.5	189	578	475	E	B	70		6932877196729	100A1807
195/60R14		86H	6.0	5.5 - 7.0	201	590	530	E	B	70		6924699111929	100A245
185/55R14		80H	6.0	5.0 - 6.5	194	560	450	E	B	70		6924699112100	100A270
185/65R15		88H	5.5	5.0 - 6.0	189	621	560	C	B	70		6924699112049	100A262
195/65R15		91H	6.0	5.5 -7.0	201	635	615	E	B	70		6924699112070	100A267
195/65R15		91V	6.0	5.5 - 6.5	201	635	615	E	B	69		6924699112087	100A268
205/65R15		94V	6.0	5.5 - 6.5	209	647	670	E	B	70		6924699112094	100A269
185/60R15		84H	5.5	5.0 - 6.0	189	603	500	F	B	70		6924699111912	100A244
195/60R15		88V	6.0	5.5 - 6.5	201	615	560	F	B	70		6924699111806	100A233
205/60R15		91V	6.0	5.5 - 7.0	209	627	615	F	B	70		6924699111936	100A246
215/60R15		94H	6.5	6.0 - 7.5	221	639	670	E	B	70		6924699111943	100A247
185/55R15		82V	6.0	5.0 - 6.5	194	585	475	F	B	70		6924699112117	100A583
195/55R15		85V	6.0	5.5 - 6.5	201	595	515	F	B	69		6924699111851	100A238
195/50R15		82V	6.0	5.5 - 7.0	201	577	475	F	B	70		6924699111813	100A234
195/50R15		82H	6.0	5.5 - 7.0	201	577	475	F	B	70		6924699111820	100A235
205/60R16		92V	6.0	5.5 - 6.5	209	652	630	E	B	70		6924699111950	100A258
215/60R16		95V	6.5	6.0 - 7.0	221	664	690	E	B	70		6924699111967	100A259
225/60R16		98V	6.5	6.0 - 7.5	228	676	750	E	B	70		6924699111981	100A260
195/55R16		87V	6.0	5.5 - 7.0	201	620	545	E	B	70		6924699111387	100A609
195/55R16	XL	91H	6.0	5.5 - 6.5	201	620	615	E	B	70		6924699111868	100A239
205/55R16		91V	6.5	5.5 - 7.5	214	632	615	E	B	70		6924699111875	100A240
205/55R16		91H	6.5	5.5 - 7.0	214	632	615	E	B	70		6924699112124	100A602
215/55R16		93V	7.0	6.0 - 7.5	226	642	650	E	B	70		6924699111882	100A241
225/55R16		95V	7.0	6.5 - 8.0	233	654	690	E	B	70		6924699111899	100A242
205/50R16		87V	6.5	5.5 - 7.0	214	612	545	F	B	70		6924699111837	100A236
215/65R17		99H	6.5	6.0 - 7.5	221	712	775	E	B	70		6924699111783	100A231
215/55R17		94V	7.0	6.0 - 7.5	226	668	670	E	B	70		6924699111776	100A230
235/55R17		99H	7.5	6.5 - 8.5	245	690	775	E	B	70		6924699111790	100A232
225/50R17		94V	7.0	6.0 - 7.5	233	658	670	E	B	70		6924699111769	100A229
235/50R17		96V	7.5	6.0 - 8.5	245	668	710	E	B	70		6924699111844	100A237
225/60R18		100V	6.5	6.0 - 7.5	228	727	800	E	B	70		6924699111752	100A228

XL Extra Load LI Load Index SI Speed Index RR Rolling Resistance



CHAMPIRO ECO

All Round Performance



“A new generation comfort tire providing all round performance for your standard and compact car.”

Features

Symmetrical 3 groove tread construction

Advance Silica Technology

Wave shaped siping

Latest inner liner formula

Benefits

▶ **COMFORT & SAFETY:** Provides excellent comfort, stability and safety through effective water evacuation

▶ **SAFETY & ECONOMY:** Excellent grip on wet and dry roads with reduced CO2 emissions

▶ **COMFORT:** Noise frequency disturbers

▶ **ECONOMY & SAFETY:** Maintains air pressure over a longer period, saving fuel whilst maintaining handling and braking to the highest level



13 - 16 Inch

60 - 80 Series

Speed Rating: H / T

All Round Performance

CHAMPIRO ECO



TIRE SIZE	XL	LI / SI	ETRTO	ALLOWED RIM	SECTION WIDTH (mm)	OUTER DIAMETER (mm)	MAX. LOAD (KG)	RR	WET GRIP	NOISE DATA (dB)	NOISE GRADE	EAN CODE	ITEM NO
135/80 R13		70T	3.5	3.5 - 4.5	135	548	335	F	C	71		8990876153158	B315
145/80 R13		75T	4.0	3.5 - 5.0	145	562	387	F	C	71		8990876153165	B316
155/80 R13		79T	4.5	4.0 - 5.0	157	578	437	E	C	71		8990876113176	B317
165/80 R13		83T	4.5	4.0 - 5.5	165	594	487	E	C	71		8990876113183	B318
145/70 R13		71T	4.5	3.5 - 5.0	150	534	342	F	C	71		8990876153073	B307
155/70 R13		75T	4.5	4.0 - 5.0	157	548	387	E	C	71		8990876153080	B308
165/70 R13		79T	5.0	4.0 - 5.5	167	562	437	E	C	71		8990876153097	B309
175/70 R13		82H	5.0	4.5 - 6.0	177	576	475	E	C	71		8990876153110	B311
155/65 R13		73T	4.5	4.5 - 5.5	157	532	365	F	C	71		8990876152960	B296
165/65 R13		77T	5.0	4.5 - 6.0	170	544	412	E	C	71		8990876152984	B298
175/65 R13		80T	5.0	5.0 - 6.0	177	558	450	E	C	71		8990876153004	B300
185/60 R13		80H	5.5	5.0 - 6.5	189	552	450	E	C	71		8990876152915	B291
165/70 R14	XL	85T	5.0	4.0 - 5.5	170	588	515	E	C	71		8990876153103	B310
175/70 R14		84H	5.0	4.5 - 6.0	179	602	500	E	C	71		8990876153127	B312
185/70 R14		88H	5.5	4.5 - 6.0	189	616	560	E	C	71		8990876153134	B313
195/70 R14		91H	6.0	5.0 - 6.5	201	630	615	C	C	71		8990876153141	B314
155/65 R14		75T	4.5	4.5 - 5.5	157	558	387	F	C	71		8990876152977	B297
165/65 R14		79T	5.0	4.5 - 6.0	170	570	437	E	C	71		8990876152991	B299
175/65 R14	XL	86T	5.0	5.0 - 6.0	177	584	530	E	C	71		8990876153011	B301
175/65 R14		82T	5.0	5.0 - 6.0	175	584	475	C	C	71		8990876153196	B319
185/65 R14		86H	5.5	5.0 - 6.5	189	596	530	E	C	71		8990876153035	B303
185/60 R14		82H	5.5	5.0 - 6.5	189	578	475	E	C	71		8990876152922	B292
175/65 R15		84H	5.0	5.0 - 6.0	177	609	500	E	C	71		8990876153028	B302
185/65 R15		88H	5.5	5.0 - 6.5	189	621	560	E	C	71		8990876153042	B304
195/65 R15		91H	6.0	5.5 - 7.1	201	635	616	C	C	71		8990876152908	B290
205/65 R15		94H	6.0	5.5 - 7.5	209	647	670	C	C	71		8990876153059	B305
215/65 R15		96H	6.5	6.0 - 7.5	221	661	710	C	C	71		8990876153066	B306
185/60 R15	XL	88H	5.5	5.0 - 6.5	189	603	560	E	C	71		8990876153202	B320
195/60 R15		88H	6.0	5.5 - 7.0	201	615	560	C	C	71		8990876152939	B293
205/60 R15		91H	6.0	5.5 - 7.5	209	627	615	E	C	71		8990876152946	B294
205/60 R16		92H	6.0	5.5 - 7.5	209	652	630	C	C	71		8990876152953	B295

XL Extra Load LI Load Index SI Speed Index RR Rolling Resistance



CHAMPIRO VP1

All Round Comfort



“Champiro VP1 is a versatile all season tire, balancing comfort, control, safety and mileage in all weather conditions.”

Features

Four deep, wide circumferential tread grooves

Stable shoulder block with lateral grooves

Continuous circumferential centre rib

Optimised tread block design with integral lateral grooves and sipes

Advanced tread compound

Benefits

- ▶ Provide excellent water channeling and anti-hydroplaning performance
- ▶ Reduces tread block movement and ensures quick steering response and cornering grip
- ▶ Improves straight line stability
- ▶ Provides wet handling capabilities and reduces road noise
- ▶ Generates excellent grip in wet and dry conditions

- ◉ 12 - 17 Inch
- ◉ 60 - 80 Series
- ◉ Speed Rating: H - V

All Round Comfort

CHAMPIRO VP1



TIRE SIZE	XL	LI / SI	ETRTO	ALLOWED RIM	SECTION WIDTH (mm)	OUTER DIAMETER (mm)	MAX. LOAD (KG)	RR	WET GRIP	NOISE DATA (dB)	NOISE GRADE	EAN CODE	ITEM NO
165/80R13		83T	4.5	4.0 - 5.5	165	594	487	F	C	70		6943829595163	100A1736
145/70R13		71T	4.5	3.5 - 5.0	150	534	345	F	C	70		6943829595187	100A1738
155/70R13		75T	4.5	4.0 - 5.0	157	548	387	F	C	70		6943829595132	100A1733
165/70R13		79T	5.0	4.0 - 5.5	170	562	437	F	C	70		6943829595088	100A1728
175/70R13		82T	5.0	4.5 - 5.5	177	576	475	F	C	70		6943829592315	100A1537
155/65R13		73T	4.5	4.5 - 5.5	157	532	365	F	C	70		6943829595248	100A1744
165/65R13		77T	5.0	4.5 - 6.0	170	544	412	E	C	70		6943829595095	100A1729
165/70R14		81T	5.0	4.0 - 5.5	170	588	462	E	C	70		6943829595118	100A1731
175/70R14	XL	88T	5.0	4.5 - 6.0	177	602	560	E	C	71		6943829592322	100A1538
185/70R14		88H	5.5	4.5 - 6.	189	616	560	E	C	70		6943829592346	100A1540
195/70R14		91T	6.0	5.0 - 6.5	201	630	615	E	C	71		6943829592353	100A1541
155/65R14		75T	4.5	4.5 - 5.5	157	558	387	F	C	70		6943829595255	100A1745
165/65R14		79T	5.0	4.5 - 6.0	170	570	437	F	C	70		6943829595194	100A1739
175/65R14		82T	5.0	5.0 - 5.5	177	584	475	F	C	70		6943829592216	100A1527
185/65R14		86H	5.5	5.0 - 6.0	189	596	530	E	C	70		6943829592223	100A1528
185/60R14		82H	5.5	5.0 - 6.0	189	578	475	E	C	70		6943829592117	100A1517
195/60R14		86H	6.0	5.5 - 6.5	201	590	530	E	C	71		6943829592124	100A1518
175/65R15		84H	5.0	5.5 - 6.0	177	609	500	E	C	70		6943829595262	100A1746
185/65R15		88H	5.5	5.0 - 6.0	189	621	560	E	C	70		6943829592230	100A1529
195/65R15		91H	6.0	5.5 - 6.5	201	635	615	E	C	71		6943829592247	100A1530
195/65R15		91T	6.0	5.5 - 7.0	201	635	615	E	C	71		6943829595071	100A1727
205/65R15		94H	6.0	5.5 - 6.5	209	647	670	E	C	71		6943829592261	100A1532
215/65R15		96H	6.5	6.0 - 7.5	221	661	710	E	C	71		6943829595149	100A1734
185/60R15		84H	5.5	5.0 - 6.5	189	603	500	E	C	70		6943829595170	100A1737
195/60R15		88H	6.0	5.5 - 6.5	201	615	560	E	C	71		6943829592131	100A1519
205/60R15		91H	6.0	5.5 - 6.5	209	627	615	E	C	71		6943829592148	100A1520
205/60R15		91V	6.0	5.5 - 7.5	209	627	615	E	C	71		6943829592162	100A1522
185/55R15		82H	6.0	5.0 - 6.5	194	585	475	E	C	70		6943829595231	100A1743
195/55R15		85H	6.0	5.5 - 7.0	201	595	515	E	C	71		6943829595200	100A1740
195/50R15		82V	6.0	5.5 - 7.0	201	577	475	F	C	70		6943829595217	100A1741
215/65R16		98T	6.5	6.0 - 7.0	221	686	750	E	C	71		6943829592278	100A1533
205/60R16		92H	6.0	5.5 - 6.5	209	652	630	E	C	71		6943829592155	100A1521
215/60R16		95H	6.5	6.0 - 7.5	221	664	690	E	C	71		6943829595101	100A1730
225/60R16		98H	6.5	6.0 - 7.0	228	676	750	E	C	71		6943829592186	100A1524
235/60R16		100H	7.0	6.5 - 7.5	240	688	800	C	C	71		6943829592193	100A1525
195/55R16	XL	91H	6.0	5.5 - 7.0	201	620	615	E	C	72		6943829595279	100A1747
205/55R16		91V	6.5	5.5 - 7.5	214	632	615	E	C	71		6943829595125	100A1732

XL Extra Load LI Load Index SI Speed Index RR Rolling Resistance

4x4/SUV SUMMER TIRE RANGE



This design equilibrium provides the optimum balance between bead and belt. It provides contact shape balance and reduces carcass deformation.






GT Radial Application Recommendation

Refer to the descriptions below to see which pattern type gives you the best performance in different road conditions.

★ Average ★★ Fair ★★★ Excellent



Paved

Sand

Light mud

Heavy mud

Light snow



HP

Mainly used on well paved roads
Better high speed handling
Quiet and comfortable ride

★★★

★



HT

Mainly used on well paved roads
Occasional use on unpaved roads
Quiet and comfortable ride

★★★

★



A/T

Flexible in a variety of applications
Better road and light mud traction
Comfortable ride

★★

★

★★

★

★



M/T

Mainly used Off road
Better damage resistance
Extra traction for all season use

★

★★

★★★

★★★

★



SAVERO HP

PREMIUM COMFORT



“The Saverio HP is designed to provide comfort and low noise for on road driving. Advanced Silica compound in this tire provides excellent handling on both wet and dry conditions.”

Features

Modern 4 groove design with advanced siping

New advanced silica compound

Optimised variable pitch tread design and light weight construction with modern tread design

Benefits

- ▶ Delivers outstanding stability and handling
- ▶ Exceptional short braking distance on wet surfaces
- ▶ Quiet and smooth ride



 16 Inch

 60 - 70 Series

 Speed Rating: H

PREMIUM COMFORT

SAVERO HP



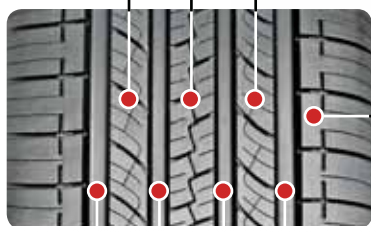
TIRE SIZE	LI / SI	ETRTO	ALLOWED RIM	SECTION WIDTH (mm)	OUTER DIAMETER (mm)	MAX. LOAD (KG)	RR	WET GRIP	NOISE DATA (dB)	NOISE GRADE	EAN CODE	ITEM NO
235/70R16	106H	7.0	6.5 - 7.5	240	736	950	E	C	70		6924699112247	100A1006
245/70R16	107H	7.0	6.5 - 7.5	248	750	975	E	C	70		6924699112254	100A1007
265/70R16	112H	8.0	7.5 - 8.5	272	778	1120	E	C	72		6924699112261	100A1008
235/60R16	104H	7.0	6.5 - 7.5	240	688	900	E	C	72		6924699112230	100A1005

LI Load Index SI Speed Index RR Rolling Resistance

Advanced siping with silica compound produce low tire noise and exceptional short braking distance on wet surfaces



Wet and Dry Stability and Handling



Wide shoulder block with advanced siping delivers better cornering on both wet and dry surfaces

Four Wide longitudinal grooves ensure quick water evacuation to prevent aquaplaning





SAVERO HT PLUS

LIGHT TRUCK AND SUV



“Savero HT plus is designed for pick-ups, light trucks and SUVs to deliver all-season comfort and control.”

Features

Modern “S” shape tread pattern design

Four circumferential grooves with open shoulder slots

Special tread compound

Benefits

▶ Superb handling providing a smooth and quiet ride

▶ Prevents aquaplaning

▶ Enhanced tread life, providing consistent wet and dry traction



15 - 18 Inch

60 - 80 Series

Speed Rating: H - R

Light truck and SUV

SAVERO HT PLUS



TIRE SIZE	LI / SI	ETRTO	ALLOWED RIM	SECTION WIDTH (mm)	OUTER DIAMETER (mm)	MAX. LOAD (KG)	RR	WET GRIP	NOISE DATA (dB)	NOISE GRADE	EAN CODE	ITEM NO
215/80R15	102S	6.0	5.5 - 6.5	216	725	850	F	E	70		6924699116245	100A624
P235/75R15	105T	6.5	6.0 - 7.0	235	733	920	F	E	70		6924699115668	100A566
31x10.50R15LT	109R	6.5	7.5 - 9.0	268	781	1030	F	E	70		6924699115903	100A590
LT235/85R16	120/116R	6.5	6.0 - 7.0	235	806	1380/1260	F	E	70		6924699115842	100A584
LT225/75R16	115/112R	6.0	6.0 - 6.5	223	744	1215/1120	E	E	70		6924699115804	100A580
P235/75R16	106T	6.5	6.0 - 7.0	235	758	950	E	E	70		6924699128057	100A1248
245/75R16	111T	7.0	6.5 - 7.5	248	774	1090	E	E	70		6924699107212	100A090
LT245/75R16	120/116R	7.0	6.5 - 7.5	248	774	1380/1260	F	E	70		6924699115811	100A581
P265/75R16	114T	7.5	7.0 - 8.0	267	804	1180	E	E	72		6924699128149	100A1257
LT265/75R16	119/116R	7.5	7.0 - 8.0	267	804	1360/1250	E	E	70		6924699115828	100A582
215/70R16	100H	6.5	6.0 - 7.0	221	708	775	F	E	70		6924699107311	100A100
225/70R16	103T	6.5	6.0 - 7.0	228	722	875	E	E	70		6924699116092	100A1058
235/70R16	106T	7.0	6.5 - 7.5	240	736	950	E	E	70		6924699107342	100A103
245/70R16	107T	7.0	7.5 - 8.0	248	750	945	F	E	70		6924699107359	100A104
245/70R16	111T	7.0	7.5 - 8.0	248	750	1060	E	E	71		6924699112056	100A1205
255/70R16	111T	7.5	7.0 - 8.0	260	764	1055	E	E	72		6924699107366	100A105
265/70R16	112T	8.0	7.5 - 8.5	272	778	1085	E	E	72		6924699107397	100A108
225/70R17	108T	6.5	6.0 - 7.0	228	748	1000	E	E	71		6924699128026	100A1245
P245/70R17	108T	7.0	6.5 - 7.5	248	776	1000	E	E	70		6924699115736	100A573
LT245/70R17	119/116R	7.0	6.5 - 7.5	248	776	1360/1250	E	E	70		6924699115859	100A585
P265/70R17	113T	8.0	7.5 - 8.5	272	804	1150	E	E	72		6924699128132	100A1256
P235/65R17	104T	7.0	6.5 - 7.5	240	738	900	F	E	70		6924699115750	100A575
P245/65R17	105T	7.0	7.5 - 8.5	248	750	925	F	E	70		6924699128064	100A1249
265/65R17	112T	8.0	7.5 - 8.5	272	776	1085	E	E	72		6924699107373	100A106
265/65R17	112T	8.0	7.5 - 8.5	272	776	1085	E	E	72		6932877107381	100A107
P275/60R17	110T	8.0	7.5 - 9.0	279	762	1060	F	E	72		6924699115774	100A577
P235/65R18	104T	7.0	6.5 - 8.5	240	763	900	F	E	70		6924699107601	100A137

LI Load Index SI Speed Index RR Rolling Resistance



ADVENTURO A/T

LIGHT MUD 4X4



“Adventuro A/T is an all terrain tire for light trucks and SUVs designed to provide a balance between highway and all terrain capability.”



Features

Special block tread design with multiple sipes

Wide tread pattern with deep solid blocks and lugs

Open shoulder design with wide grooves

Benefits

- ▶ Extra off road traction
- ▶ Delivers superior handling and extended tread life
- ▶ Prevents aquaplaning



15 - 17 Inch

70 - 85 Series

Speed Rating: S / T

Light Mud 4X4

ADVENTURO A/T



TIRE SIZE	LI / SI	ETRTO	ALLOWED RIM	SECTION WIDTH (mm)	OUTER DIAMETER (mm)	MAX. LOAD (KG)	RR	WET GRIP	NOISE DATA (dB)	NOISE GRADE	EAN CODE	ITEM NO
P235/75R15	105S	6.5	6.0 - 7.0	235	733	920	E	E	74		6924699114883	100A488
30x9.50R15LT	104S	7.5	7.0 - 8.5	240	750	900	F	E	72		6924699116870	100A687
31x10.50R15LT	109S	8.5	7.5 - 8.5	268	775	1021	F	E	72		6924699114852	100A525
LT235/85R16	120/116S	6.5	6.0 - 7.0	235	806	1380/1260	F	E	72		6932877193346	100A1623
LT265/75R16	112/109S	7.5	7.0 - 8.0	267	804	1120/1030	F	E	72		6924699114838	100A523
P275/70R16	114T	8.0	7.5 - 8.5	279	792	1180	F	E	75		6924699114845	100A524
LT245/70R17	119/116S	7.0	6.5 - 7.5	248	776	1360/1250	F	E	72		6924699116863	100A686
LT265/70R17	121/118S	8.0	7.5 - 8.5	272	804	1450/1320	F	E	72		6924699116856	100A685

LI Load Index SI Speed Index RR Rolling Resistance



ADVENTURO M/T

MAXIMUM TRACTION OFF ROAD



“Adventuro M/T is a mud terrain and maximum traction tire and is the most aggressive and rugged tire in the GT Radial range.”

Features

Aggressive pattern design

High void ratio and pyramidal shaped tread elements

Special casing profile and solid shoulder pattern

Reinforced casing construction

Benefits

- ▶ Outstanding traction in all weather conditions
- ▶ Excellent resistance to aquaplaning and self-cleaning performance
- ▶ Enhanced traction and cornering
- ▶ Superior overall resistance to damage



- ⊗ 15 - 16 Inch
- 75 - 85 Series
- ⊙ Speed Rating: Q / S

Maximum traction off road

ADVENTURO M/T



TIRE SIZE	LI / SI	ETRTO	ALLOWED RIM	SECTION WIDTH (mm)	OUTER DIAMETER (mm)	MAX. LOAD (KG)	RR	WET GRIP	NOISE DATA (dB)	NOISE GRADE	EAN CODE	ITEM NO
LT235/75R15	104/101S	6.5	6.0 - 7.0	235	739	900/825	F	F	73		6932877196071	100A1771
31x10.50R15LT	109Q	8.5	7.5 - 9.0	268	781	1030	F	F	72		6932877196088	100A1772
33x12.50R15LT	108Q	10.0	8.5 - 11.0	318	832	1000	F	F	72		6932877196101	100A1774
LT235/85R16	120/116Q	6.5	6.0 - 7.0	235	812	1380/1260	F	F	72		6924699115354	100A535
LT245/75R16	120/116Q	7.0	6.5 - 7.5	248	780	1380/1260	F	F	73		6932877196064	100A1770

LI Load Index **SI** Speed Index **RR** Rolling Resistance

COMMERCIAL LIGHT TRUCK TIRE RANGE



Optimum mileage performance



Excellent load bearing capacity



Exceptional comfort and safety



Whether you are running a fleet of vans or just one, GT Radial has a range of tires specially designed to meet the requirements of today's Commercial Vehicle Operator.

The latest tread design and compound technologies by one of the world's leading tire manufacturer's.

Whichever type of tire you choose from the GT Radial range, you have peace of mind you have chosen the right tire for your vehicle.


Long life and economy, comfort and reliability.





MAXMILER EX

MAXIMUM COMFORT
ECONOMY
EXTRA LOAD CAPACITY



“NEW generation of comfortable, high load capacity tires for modern high speed commercial vans.”

Features

Optimised weight construction

Reinforced belt construction

New bead design

Silica based compound

Benefits

▶ **COMFORT:** Provides a high level of comfort

▶ **ECONOMY & SAFETY:** Safely enables high load capacity whilst driving at speed

▶ **ECONOMY:** Reduces heat build up under high load conditions

▶ **SAFETY & ECONOMY:** Combines good wet and dry handling enabling maximum performance



14 - 16 Inch

60 - 75 Series

Speed Rating: H - T

Commercial Light Truck

MAXMILER EX



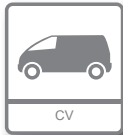
TIRE SIZE	LI / SI	ETRTO	ALLOWED RIM	SECTION WIDTH (mm)	OUTER DIAMETER (mm)	MAX. LOAD (KG)	RR	WET GRIP	NOISE DATA (dB)	NOISE GRADE	EAN CODE	ITEM NO
215/75R14C LT	112/110R	6.0	5.5 - 7.0	216	678	1120/1060	E	C	72		6924699193574	100A1646
165/70R14C LT	89/87R	5.0	4.5 - 5.0	170	588	580/545	F	C	69		6924699112445	100A1028
175/65R14C LT	90/88T	5.0	5.0 - 5.5	177	584	600/560	F	C	70		6924699112469	100A1030
185R14C LT	102/100R	5.5	5.0 - 6.0	188	650	850/800	E	C	70		6924699191327	100A1285
195R14C LT	106/104R	5.5	5.0 - 6.0	198	666	950/900	E	C	72		6924699191334	100A1286
195/70R15C LT	104/102R	6.0	5.0 - 5.5	201	655	900/850	E	C	72		6932877194572	100A1706
205/70R15C LT	106/104R	6.0	5.5 - 6.5	209	669	950/900	E	C	72		6932877194626	100A1711
215/70R15C LT	109/107S	6.5	6.0 - 7.0	221	683	1030/975	E	C	72		6932877194732	100A1722
225/70R15C LT	112/110R	6.5	6.0 - 7.0	228	697	1120/1060	E	C	72		6932877194589	100A1707
205/65R15C LT	102/100T	6.0	5.5 - 6.5	209	647	850/800	F	C	72		6932877194619	100A1710
175/75R16C LT	101/99R	5.0	4.5 - 5.5	177	668	825/775	F	C	70		6932877194664	100A1715
185/75R16C LT	104/102R	5.0	5.5 - 6.0	184	684	900/850	F	C	70		6932877194640	100A1713
195/75R16C LT	107/105R	5.5	5.0 - 6.0	196	698	975/925	C	C	72		6932877194602	100A1709
205/75R16C LT	110/108R	5.5	6.0 - 6.5	203	714	1060/1000	C	C	72		6932877194657	100A1714
205/75R16C LT	113/111R	5.5	5.0 - 6.0	203	714	1150/1090	F	C	72		6932877194695	100A1718
215/75R16C LT	116/114R	6.0	5.5 - 6.5	216	728	1250/1180	C	C	72		6932877194749	100A1723
195/65R16C LT	104/102T	6.0	5.5	201	660	900/850	F	C	72		6932877194596	100A1708
205/65R16C LT	107/105T	6.0	5.5 - 6.5	209	672	975/925	E	C	72		6932877194596	100A1704
215/65R16C LT	106/104T	6.5	6.0 - 7.0	221	686	950/900	F	C	72		6924699112353	100A1017
225/65R16C LT	112/110T	6.5	6.0 - 7.0	228	698	1120/1060	C	C	72		6932877194633	100A1712
235/65R16C LT	115/113R	7.0	6.5 - 7.5	240	712	1215/1150	E	C	72		6932877194718	100A1720
195/60R16C LT	99/97H	6.0	5.5 - 6.5	201	640	775/730	F	C	72		6932877194725	100A1721

LI Load Index SI Speed Index RR Rolling Resistance



MAXMILER CX

Commercial Light Truck



“Maxmiler CX is built for highway driving conditions, providing high mileage and good handling capabilities.”

Features

Reinforced construction comprising of two steel belts and full nylon protector

Vertical grooves and open horizontal grooves arrangement

Specially designed tread compound

Benefits

- ▶ Delivers robust load carrying capacity
- ▶ Provides excellent wet and dry grip
- ▶ Maximum mileage with reduced heat



⊗ 12 - 16 Inch

● 65 - 75 Series

⌚ Speed Rating: R - T

Commercial Light Truck

MAXMILER CX



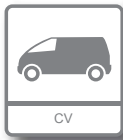
TIRE SIZE	LI / SI	ETRTO	ALLOWED RIM	SECTION WIDTH (mm)	OUTER DIAMETER (mm)	MAX. LOAD (KG)	RR	WET GRIP	NOISE DATA (dB)	NOISE GRADE	EAN CODE	ITEM NO
155 R12C	88/86R	4.5	4.0 - 5.0	157	556	560/530	E	C	72		8990876104488	A448
165 R13C	94/92R	4.5	4.0 - 5.0	167	596	670/630	E	C	72		8990876104471	A447
175 R13C	97/95R	5.0	4.5 - 5.5	178	612	730/690	E	C	72		8990876104495	A449
175 R14C	99/98R	5.0	4.5 - 5.5	178	638	775/750	C	C	72		8990876104501	A450
185 R14C	102/100R	5.5	5.0 - 6.0	189	654	850/800	E	C	72		8990876104358	A435
195 R14C	106/104R	5.5	5.0 - 6.0	198	666	950/900	E	C	72		8990876104365	A436
205 R14	109/107R	6.0	5.5 - 6.5	208	686	1030/975	C	C	72		8990876104372	A437
165/70 R14C	89/87R	5.0	4.5 - 5.0	170	588	580/545	E	C	72		8990876104440	A444
195 R15C	106/104R	5.0	5.0 - 6.0	198	694	950/900	E	C	72		8990876104563	A456
195/70 R15C	104/102R	6.0	5.0 - 6.0	201	655	900/850	E	C	72		8990876104389	A438
225/70 R15C	112/110R	6.5	6.0 - 7.0	230	701	1120/1060	C	C	72		8990876104396	A439
205/65 R15C	102/100T	6.0	5.5 - 6.5	206	647	850/800	E	C	72		8990876104457	A445
175/75 R16C	101/99R	5.0	4.5 - 5.5	177	668	825/775	E	C	72		8990876104402	A440
185/75 R16C	104/102T	5.0	5.0 - 6.0	184	684	900/850	C	C	72		8990876104518	A451
195/75 R16C	107/105R	5.5	5.0 - 6.0	198	698	975/925	C	C	72		8990876104419	A441
225/75 R16C	118/116R	6.0	6.0 ~ 7.0	228	744	1320/1250	E	C	72		8990876104433	A443
195/65 R16C	104/102T	6.0	5.5 - 6.0	201	660	900/850	C	C	72		8990876104525	A452
205/65 R16C	107/105T	6.0	5.5 - 6.5	208	672	975/925	E	C	72		8990876104532	A453
215/65 R16C	109/107T	6.5	6.0 - 7.0	221	686	1030/975	C	C	72		8990876104549	A454
225/65 R16C	112/110T	6.5	6.0 - 7.0	228	698	1120/1060	C	C	72		8990876104556	A455

LI Load Index SI Speed Index RR Rolling Resistance



MAXMILER X

Commercial Light Truck



“The Maxmiler X provides good mileage and handling in wet and dry conditions.”

Features

Reinforced construction comprising of two steel belts and full nylon protector

Vertical grooves and open horizontal grooves arrangement

Specially designed tread compound

Benefits

▶ Delivers robust load carrying capacity

▶ Provides excellent wet and dry grip

▶ Delivers maximum mileage performance with reduced heat



12 - 15 Inch

80 Series

Speed Rating: N - Q

Commercial Light Truck

MAXMILER X



TIRE SIZE	LI / SI	ETRTO	ALLOWED RIM	SECTION WIDTH (mm)	OUTER DIAMETER (mm)	MAX. LOAD (KG)	RR	WET GRIP	NOISE DATA (dB)	NOISE GRADE	EAN CODE	ITEM NO
145R12C LT	80/78Q	4.0	3.5 - 4.0	145	537	450/425	F	C	70		6924699106161	100A1116
155R12C LT	83/81N	4.5	4.0 - 4.5	157	553	487/462	F	C	70		6924699110212	100A021
155R13C LT	90/88N	4.5	4.5 - 5.0	157	578	600/565	E	C	70		6924699110243	100A024
155R13 LT	90/88Q	4.5	4.5 - 5.0	157	578	600/565	E	C	70		6924699117068	100A706
165R13C LT	94/93N	4.5	4.5 - 5.0	165	594	670/650	F	C	70		6924699122062	100A1057
175R13C LT	97/95N	5.0	5.0 - 5.5	178	610	730/690	E	C	70		6924699110045	100A004
175R14C LT	99/98N	5.0	4.5 - 5.5	178	634	775/750	E	C	70		6924699110052	100A005
205R14C LT	109/107N	5.0	5.5 - 6.5	208	686	1030/975	C	C	71		6924699112889	100A288

LI Load Index SI Speed Index RR Rolling Resistance



SUPER TRAVELLER 668

Trailer



“The Super Traveller 668 is built for carrying high load, with excellent grip on dry roads.”

Features

Robust and solid pattern design

Solid shoulder design

4 Longitudinal grooves

Benefits


▶ Provides good performance and protection, even under severe use

▶ Improves stability, wear and protection

▶ Excellent water evacuation



 15 Inch

 Speed Rating: N

Trailer



SUPER TRAVELLER 668

TIRE SIZE	LI / SI	ETRTO	ALLOWED RIM	SECTION WIDTH (mm)	OUTER DIAMETER (mm)	MAX. LOAD (KG)	RR	WET GRIP	NOISE DATA (dB)	NOISE GRADE	EAN CODE	ITEM NO
7.00R15 LT	110/105N	5.5	6.0	200	750	1060/925	F	E	70		6924699115613	100A561
6.50R16 LT	108/107N	5.5	5.0	185	750	1000/975	F	E	70		6932877194534	100A1702

LI Load Index **SI** Speed Index **RR** Rolling Resistance



KARGOMAX

Trailer and Caravans



“Kargomax is built specially for caravans and trailers, providing reliability and high mileage.”



ST-4000
Trailer and Caravans

ST-6000
Heavy Duty
Trailers and Caravans

Features

Pattern design for standard caravan and trailer usage

Enhanced sidewall protection and compound

High butyl content inner liner

Benefits

- ▶ Long tread life
- ▶ Ensures resistance from impacts and aging, when exposed to static high ozone environments
- ▶ Reduce air propagation for long reliable service

Trailer and Caravans

KARGOMAX



ST-4000 Trailer and Caravans



13 - 15 Inch



Speed Rating: N



65 - 80 Series

TIRE SIZE	LI / SI	ETRTO	ALLOWED RIM	SECTION WIDTH (mm)	OUTER DIAMETER (mm)	MAX. LOAD (KG)	RR	WET GRIP	NOISE DATA (dB)	NOISE GRADE	EAN CODE	ITEM NO
145/80R13	75N	4.0	3.5 - 4.5	145	562	387	E	C	69		6924699121058	100AK017
145/80R13	79N	4.0	3.5 - 4.5	145	562	437	E	C	70		6924699123076	100AK018
145/70R13	78N	4.5	4.0 - 5.0	150	534	425	E	C	69		6924699115569	100AK011
155/70R13	78N	4.5	4.0 - 5.0	157	548	425	E	C	69		6924699115835	100AK012
165/70R13	80N	5.0	4.5 - 5.5	170	562	450	E	C	69		6924699112964	100AK013
185/70R13	90N	5.5	5.0 - 6.0	189	590	600	E	C	71		6924699116214	100AK014
145R13	74N	4.0	3.5 - 4.5	145	562	375	E	C	69		6932877115263	100AK007
145R13	78N	4.0	3.5 - 4.5	145	562	425	C	C	70		6932877115508	100AK008
155R13	80N	4.5	4.0 - 5.0	157	578	450	C	C	69		6924699115514	100AK009
155R13	84N	4.5	4.0 - 5.0	157	578	500	C	C	70		6924699115545	100AK010
195/70R14	96N	6.0	5.5 - 6.5	201	630	710	C	C	72		6924699116931	100AK016
195/65R15	95N	6.0	5.5 - 6.5	201	635	690	C	C	72		6924699112971	100AK015

ST-6000 Heavy Duty Trailers and Caravans



12 - 15 Inch



Speed Rating: N



65 - 70 Series


TIRE SIZE	LI / SI	ETRTO	ALLOWED RIM	SECTION WIDTH (mm)	OUTER DIAMETER (mm)	MAX. LOAD (KG)	RR	WET GRIP	NOISE DATA (dB)	NOISE GRADE	EAN CODE	ITEM NO
195/60R12C	104/102N	6.0	5.5 - 6.5	194	530	900/850	E	C	70		6924699115231	100AK004
155R13C	91/89N	4.5	4.5 - 5.0	157	578	615/580	E	C	70		6932877195067	100AK027
165R13C	96/94N	4.5	4.0 - 5.0	167	598	710/670	E	C	70		6924699115217	100AK002
195/70R14C	104/102N	6.0	5.5 - 6.5	201	630	900/850	C	C	70		6924699115248	100AK005
185R14C	104/102N	5.5	5.0 - 6.0	188	650	900/850	C	C	70		6924699115224	100AK003
195/70R15C	104/102N	6.0	5.5 - 6.5	201	655	900/850	C	C	70		6924699115255	100AK006

LI Load Index SI Speed Index RR Rolling Resistance

WINTER TIRE RANGE




This symbol indicates that the tire is suitable for use in Winter and Snow conditions.





GT RADIAL's winter tires are designed after thorough market and user analysis in Europe. The programme offer tires for both Mainland Europe and Nordic conditions and meet very high end user demands in various winter conditions.





CHAMPIRO WinterPro HP

WINTER HIGH PERFORMANCE



Developed to meet the needs of drivers who want to retain the precision of their ultra high performance sports car, sedan or coupe during winter conditions.

Features

- Asymmetrical tread design ▶ Provides excellent winter performance
- Outer blocks and inner block design ▶ Provide good cornering properties and extra grip for wet and snow conditions.
- Three wide circumferential grooves ▶ Help to evacuate water, slush and packed snow
- Unique rib groove design ▶ Effectively disperses water and debris in all weather conditions
- Multiple sipes device ▶ Create extra snow and ice traction

Benefits



- 16 - 20 Inch
- 40 - 65 Series
- Speed Rating: H - V

CHAMPIRO WinterPro HP



TIRE SIZE	XL	LI / SI	ETRTO	ALLOWED RIM	SECTION WIDTH (mm)	OUTER DIAMETER (mm)	MAX. LOAD (KG)	RR	WET GRIP	NOISE DATA (dB)	NOISE GRADE	EAN CODE	ITEM NO
195/55R16		87H	6.0	5.5 - 7.0	201	620	545	E	C	71		8990876106505	A650
205/55R16	XL	94V	6.5	5.5 - 7.5	214	632	670	E	C	71		8990876105881	A588
225/55R16	XL	99V	7.0	6.0 - 8.0	233	654	775	C	C	71		8990876106604	A660
235/60R16		100H	7	6.5-8.5	240	688	312	C	C	72		8990876106345	A634
225/45R17	XL	94V	7.5	7.0 - 8.5	225	634	670	C	C	71		8990876105867	A586
235/45R17	XL	97V	8.0	7.5 - 9.0	236	644	730	C	C	72		8990876106079	A607
245/45R17	XL	99V	8.0	7.5-9.0	243	652	296	C	C	72		8990876106482	A648
205/50R17	XL	93V	6.5	5.5 - 7.5	214	638	650	C	C	71		8990876106055	A605
225/50R17	XL	98V	7.0	6.0 - 8.0	233	658	750	E	C	71		8990876105898	A589
215/55R17	XL	98V	7.0	6.0 - 7.5	235	678	670	C	C	71		8990876106086	A608
225/55R17	XL	101V	7.0	6.0 - 8.0	233	680	825	C	C	71		8990876106093	A609
235/55R17	XL	103V	7.5	6.5 - 8.5	245	690	875	C	C	72		8990876106109	A610
215/60R17		96H	6.5	6.0-7.5	221	664	710	C	C	71		8990876106208	A620
225/60R17		99H	6.5	6.0-8.0	228	702	318	E	C	71		8990876106215	A621
225/65R17		102H	6.5	6.0-8.0	228	724	328	C	C	71		8990876106222	A622
235/65R17	XL	108H	7	6.5-8.5	240	738	335	C	C	72		8990876106475	A647
225/40R18	XL	92V	8.0	7.5 - 9.0	239	645	630	E	C	71		8990876105959	A595
235/40R18	XL	95V	8.5	8.0 - 9.5	251	653	630	E	C	72		8990876105966	A596
225/45R18	XL	95V	7.5	7.0 - 8.5	234	667	615	C	C	71		8990876105973	A597
245/45R18	XL	100V	8.0	7.5-9.0	243	677	307	C	C	72		8990876106499	A649
235/50R18	XL	101V	7.5	6.5 - 8.5	255	703	825	C	C	72		8990876106062	A606
235/55R18	XL	104V	7.5	7.5 - 8.5	245	715	324	C	C	72		8990876106123	A612
225/55R18	XL	109V	7	6.0-8.0	265	737	334	C	C	72		8990876106185	A618
235/60R18	XL	107H	7	6.5-8.5	240	739	335	B	C	72		8990876106239	A623
255/60R18	XL	112H	7.5	7.0-9.0	260	763	346	B	C	72		8990876106246	A624
255/50R19	XL	107V	8.0	7.0 - 9.0	265	739	975	C	C	72		8990876105904	A590
235/55R19	XL	105H	7.5	7.5 - 8.5	245	741	925	C	C	72		8990876106178	A617
225/55R19	XL	111H	7	6.0-8.0	265	737	334	C	C	72		8990876106192	A619
275/40R20	XL	106V	9.5	9.0 - 11.0	278	728	950	C	C	72		8990876105911	A591
275/45R20	XL	110V	9.0	8.5 - 10.0	273	756	950	C	C	72		8990876106048	A604

XL Extra Load **LI** Load Index **SI** Speed Index **RR** Rolling Resistance



CHAMPRO ICEPRO



“Designed to provide excellent grip and handling in extreme winter weather conditions.”

Features

New innovative studdable design

Specially designed stud distribution

Wide groove tread design

Silica compound

Benefits

▶ Reliable in extreme weather conditions

▶ Enhances grip and reduces noise levels

▶ Effectively removes slush and ice from the contact area

▶ Enhances ice performance and snow traction

13 - 17 Inch

45 - 70 Series

Speed Rating: T

Please note: Availability of the IcePro product depends on the legality of studded tires in your local market, please speak to your GT Radial distributor for more information.

CHAMPIRO ICEPRO



TIRE SIZE	LI / SI	ETRTO	ALLOWED RIM	SECTION WIDTH (mm)	OUTER DIAMETER (mm)	MAX. LOAD (KG)	RR	WET GRIP	NOISE DATA (dB)	NOISE GRADE	EAN CODE	ITEM NO
155/70R13	75T	4.5	4.0 - 5.0	157	548	387	F	E	70		6932877194428	100A1667
175/70R13	82T	5.0	4.5 - 6.0	177	576	475	E	E	70		6932877194398	100A1664
185/70R14	88T	5.5	4.5 - 6.0	189	616	560	E	E	70		6932877194411	100A1666
175/65R14	86T	5.0	5.0 - 6.0	177	584	530	E	E	70		6932877190789	100A1497
185/65R14	90T	5.5	5.0 - 6.0	189	596	600	E	E	70		6932877190802	100A1499
185/65R15	92T	5.5	5.0 - 6.0	189	621	630	E	E	70		6932877190819	100A1500
195/65R15	95T	6.0	5.5 - 6.5	201	635	690	E	E	72		6932877190796	100A1498
205/65R15	94T	6.0	5.5 - 7.0	209	647	670	E	E	72		6932877111715	100A195
185/60R15	84T	5.5	5.0 - 6.0	189	603	500	F	E	70		6932877111722	100A196
195/60R15	88T	6.0	5.5 - 7.0	201	615	560	E	E	72		6932877111647	100A188
215/65R16	102T	6.5	6.0 - 7.0	221	686	850	C	E	73		6932877190826	100A1501
205/60R16	96T	6.0	5.5 - 6.5	209	652	710	E	E	72		6932877190833	100A1502
215/60R16	95T	6.5	5.5 - 7.0	221	664	690	E	E	73		6932877111685	100A192
205/55R16	94T	6.5	6.0 - 7.0	214	632	670	E	E	72		6932877190772	100A1496
215/55R16	97T	7.0	6.0 - 7.5	226	642	730	C	E	73		6932877194398	100A1668
215/60R17	96T	6.5	5.5 - 7.0	221	690	710	E	E	73		6932877111746	100A199
215/55R17	98T	7.0	6.5 - 7.5	226	668	750	C	E	73		6932877193049	100A1602
225/50R17	94T	7.0	6.0 - 8.0	233	658	670	E	E	73		6932877194411	100A1669
225/45R17	94T	7.5	7.0 - 8.5	225	634	670	E	E	73		6932877194404	100A1665

LI Load Index SI Speed Index RR Rolling Resistance



CHAMPIRO ICEPRO SUV



“Designed to provide excellent grip and handling in extreme winter weather conditions.”

Features

New innovative studdable design

Specially designed stud distribution

Wide groove tread design

New silica compound

Benefits

▶ Reliable in extreme weather conditions

▶ Enhances grip and reduces noise levels

▶ Effectively removes slush and ice from the contact area

▶ Enhances ice performance and snow traction

⊗ 16 - 18 Inch

● 55 - 70 Series

⊕ Speed Rating: T

Please note: Availability of the IcePro SUV product depends on the legality of studded tires in your local market, please speak to your GT Radial distributor for more information.

CHAMPIRO ICEPRO SUV



TIRE SIZE	LI / SI	ETRT0	ALLOWED RIM	SECTION WIDTH (mm)	OUTER DIAMETER (mm)	MAX. LOAD (KG)	RR	WET GRIP	NOISE DATA (dB)	NOISE GRADE	EAN CODE	ITEM NO
215/70R16	100T	6.5	6.0 - 7.0	221	708	800	E	E	72		6932877111548	100A178
225/70R16	103T	6.5	6.0 - 7.0	228	722	875	E	E	72		6932877111524	100A176
235/70R16	106T	7.0	6.5 - 7.5	240	736	950	E	E	74		6932877111531	100A177
225/65R17	102T	6.5	6.5 - 8.0	228	724	850	E	E	72		6932877194879	100A1682
235/60R18	107T	7.0	6.5 - 8.0	240	739	975	C	E	74		6932877194480	100A1673
255/55R18	109T	8.0	7.0 - 9.0	265	737	1030	E	E	75		6932877194473	100A1672

LI Load Index **SI** Speed Index **RR** Rolling Resistance



CHAMPRO WinterPro

PCR PREMIUM WINTER



Snow Handling



Comfort



Winter



“Specially designed and developed for European winter conditions, delivering the highest performance in; dry, wet, ice and snow.”

Features

Directional winter tread design

Optimised tread sipe design


New compound with Advance Silica Technology

Benefits

- ▶ Enhanced road contact and performance in snow and ice conditions
- ▶ Enhanced acceleration and braking under winter conditions
- ▶ Enhanced traction on low friction surfaces, increases driver safety



TÜV SÜD AUTOMOTIVE TIRE TEST 2010
GT RADIAL TIRE CHAMPRO WINTERPRO

 13 - 16 Inch

 55 - 80 Series

 Speed Rating: H - T

PCR PREMIUM WINTER

CHAMPIRO WinterPro



TIRE SIZE	XL	LI / SI	ETRT0	ALLOWED RIM	SECTION WIDTH (mm)	OUTER DIAMETER (mm)	MAX. LOAD (KG)	RR	WET GRIP	NOISE DATA (dB)	NOISE GRADE	EAN CODE	ITEM NO
145/80 R13	XL	79T	4.0	3.5 - 5.0	145	562	437	F	E	72	🔊	8990876108912	A891
155/80 R13	XL	83T	4.5	4.0 - 5.0	158	578	487	E	E	72	🔊	8990876108905	A890
145/70 R13		71T	4.5	3.5 - 5.0	150	534	345	F	E	72	🔊	8990876108639	A863
155/70 R13		75T	4.5	4.0 - 5.0	157	548	387	F	E	72	🔊	8990876108882	A888
165/70 R13		79T	5.0	4.0 - 5.5	166	562	437	E	E	72	🔊	8990876108899	A889
175/70 R13		82T	5.0	4.5 - 6.0	179	579	475	E	E	72	🔊	8990876108592	A859
175/80 R14		88T	5.0	4.5 - 6.0	176	636	560	E	E	72	🔊	8990876108929	A892
165/70 R14		81T	5.0	4.0 - 5.5	170	588	462	E	E	72	🔊	8990876108608	A860
175/70 R14		84T	5.0	4.5 - 6.0	177	602	500	E	E	72	🔊	8990876108615	A861
185/70 R14		88T	5.5	4.5 - 6.0	189	616	560	E	E	72	🔊	8990876108622	A862
155/65 R14		75T	4.5	4.5 - 5.5	157	558	387	F	E	72	🔊	8990876105270	A527
165/65 R14		79T	5.0	4.5 - 6.0	170	570	437	E	E	72	🔊	8990876105287	A528
175/65 R14		82T	5.0	5.0 - 6.0	177	584	475	E	E	72	🔊	8990876105294	A529
175/65 R14	XL	86T	5.0	5.0 - 6.0	177	584	530	F	E	72	🔊	8990876106598	A659
185/65 R14		86T	5.5	5.0 - 6.5	188	596	530	F	E	72	🔊	8990876105300	A530
185/60 R14		82T	5.5	5.0 - 6.5	191	578	475	F	E	72	🔊	8990876104815	A481
175/65 R15		84T	5.0	5.0 - 6.0	177	609	500	E	E	72	🔊	8990876108547	A854
185/65 R15		88T	5.5	5.0 - 6.5	189	621	560	E	E	72	🔊	8990876106581	A658
195/65 R15		91H	6.0	5.5 - 7.0	201	635	615	E	E	72	🔊	8990876106574	A657
195/65 R15		91T	6.0	5.5 - 7.0	541	635	615	E	E	72	🔊	8990876108554	A855
195/65 R15	XL	95T	6.0	5.5 - 7.0	203	635	690	C	E	72	🔊	8990876108561	A856
205/65 R15		94T	6.0	5.5 - 7.5	209	647	670	E	E	72	🔊	8990876108578	A857
155/60 R15		74T	4.5	4.5 - 5.5	157	567	375	F	E	72	🔊	8990876104822	A482
185/60 R15		84T	5.5	5.0 - 6.5	189	603	500	E	E	72	🔊	8990876104839	A483
185/60 R15	XL	88T	5.5	5.0 - 6.5	189	603	560	E	E	72	🔊	8990876104846	A484
195/60 R15		88T	6.0	5.5 - 7.0	201	615	560	E	E	72	🔊	8990876104853	A485
175/55 R15		77T	5.5	5.0 - 6.0	179	573	412	F	E	72	🔊	8990876103955	A395
185/55 R15		82T	6.0	5.0 - 6.5	194	585	475	E	E	72	🔊	8990876103962	A396
185/55 R15	XL	86H	6.0	5.0 - 6.5	194	585	530	E	E	72	🔊	8990876103979	A397
195/55 R15		85H	6.0	5.5 - 7.0	201	595	515	E	E	72	🔊	8990876103986	A398
195/50 R15		82H	6.0	5.5 - 7.0	201	577	475	E	E	72	🔊	8990876104808	A480
215/65 R16		98H	6.5	6.0 - 7.5	225	686	750	E	E	72	🔊	8990876108585	A858
195/60 R16		89H	6.0	5.5 - 7.0	201	640	580	E	E	72	🔊	8990876104860	A486
205/60 R16		92H	6.0	5.5 - 7.5	209	652	630	E	E	72	🔊	8990876104877	A487
205/60 R16	XL	96H	6.0	5.5 - 7.5	209	652	710	E	E	72	🔊	8990876105256	A525
215/60 R16	XL	99H	6.5	6.0 - 7.5	221	664	775	E	E	72	🔊	8990876105263	A526
205/55 R16		91T	6.5	5.5 - 7.5	210	632	615	E	E	72	🔊	8990876103993	A399
205/55 R16	XL	94H	6.5	5.5 - 7.5	210	632	670	F	E	72	🔊	8990876104006	A400
205/55 R16		91H	6.5	5.5 - 7.5	214	632	615	F	E	72	🔊	8990876106567	A656
215/55 R16		93H	7.0	6.0 - 7.5	226	642	650	E	E	72	🔊	8990876104013	A401
215/55 R16	XL	97H	7.0	6.0 - 7.5	226	642	730	E	E	72	🔊	8990876104778	A477
225/55 R16		95H	7.0	6.0 - 8.0	233	654	690	E	E	72	🔊	8990876104785	A478
225/55 R16	XL	99H	7.0	6.0 - 8.0	233	654	775	C	E	72	🔊	8990876104792	A479

XL Extra Load LI Load Index SI Speed Index RR Rolling Resistance



CHAMPIRO WT-AX

PCR COMFORT WINTER



“Specially developed to enhance comfort and traction, with all the performance characteristics of a winter tire.”

Features

Silica compound

Circumferential centre rib

Innovative asymmetric tread design

Intricate sipe design

Benefits

- ▶ Maximum wet traction
- ▶ Provides stiffness for precise handling
- ▶ Exceptional stability, handling, braking and comfortable ride
- ▶ Ensures excellent braking and traction properties on ice and snow



- ◉ 14 - 17 Inch
- ◉ 45 - 65 Series
- ◉ Speed Rating: H - V

PCR COMFORT WINTER

CHAMPIRO WT-AX



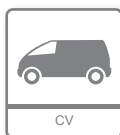
TIRE SIZE	XL	LI / SI	ETRTO	ALLOWED RIM	SECTION WIDTH (mm)	OUTER DIAMETER (mm)	MAX. LOAD (KG)	RR	WET GRIP	NOISE DATA (dB)	NOISE GRADE	EAN CODE	ITEM NO
185/65 R14		86H	5.5	5.0 - 6.5	189	596	530	E	C	74		8990876151550	B155
185/60 R14		82H	5.5	5.0 - 6.5	189	578	475	E	C	74		8990876151512	B151
185/55 R14		80H	6.0	5.0 - 6.5	194	560	450	E	C	74		8990876151352	B135
185/65 R15		88H	5.5	5.0 - 6.5	189	621	560	E	C	74		8990876151567	B156
195/65 R15		91H	6.0	5.5 - 7.0	201	635	615	E	C	74		8990876151574	B157
205/65 R15		94H	6.0	5.5 - 7.5	209	647	670	E	C	74		8990876151581	B158
195/60 R15		88H	6.0	5.5 - 7.0	201	615	560	E	C	74		8990876151529	B152
205/60 R15	XL	95H	6.0	5.5 - 7.5	209	627	690	E	C	74		8990876151536	B153
185/55 R15	XL	86H	6.0	5.0 - 6.5	194	585	530	E	C	74		8990876151369	B136
195/55 R15		85H	6.0	5.5 - 7.0	201	595	515	E	C	74		8990876151376	B137
195/50 R15		82H	6.0	5.5 - 7.0	201	577	475	E	C	74		8990876151246	B124
215/65 R16		98H	6.5	6.0 - 7.5	221	686	750	E	C	74		8990876151598	B159
205/60 R16	XL	96H	6.0	5.5 - 7.5	209	652	710	E	C	74		8990876151499	B149
205/60 R16		92H	6.0	5.5 - 7.5	209	652	630	E	C	74		8990876151543	B154
215/60 R16	XL	99H	6.5	6.0 - 7.5	221	664	775	E	C	74		8990876151505	B150
195/55 R16		87H	6.0	5.5 - 7.0	201	620	545	E	C	74		8990876151468	B146
205/55 R16	XL	94H	6.5	5.5 - 7.5	214	632	670	E	C	74		8990876151383	B138
205/55 R16	XL	94V	6.5	5.5 - 7.5	214	632	670	E	C	74		8990876151390	B139
215/55 R16	XL	97H	7.0	6.0 - 7.5	226	642	730	E	C	74		8990876151406	B140
215/55 R16	XL	97V	7.0	6.0 - 7.5	226	642	730	E	C	74		8990876151413	B141
225/55 R16	XL	99H	7.0	6.0 - 8.0	233	654	775	E	C	74		8990876151420	B142
225/55 R16	XL	99V	7.0	6.0 - 8.0	233	654	775	E	C	74		8990876151437	B143
205/50 R16		87H	6.5	5.5 ~ 7.5	214	612	545	E	C	74		8990876151253	B125
225/50 R16	XL	96H	7.0	6.0 - 8.0	227	632	710	E	C	74		8990876151260	B126
225/50 R16	XL	96V	7.0	6.0 - 8.0	227	632	710	E	C	74		8990876151277	B127
225/55 R17	XL	101H	7.0	6.0 - 8.0	233	680	825	E	C	74		8990876151444	B144
225/55 R17	XL	101V	7.0	6.0 - 8.0	233	680	825	E	C	74		8990876151451	B145
235/55 R17	XL	103V	7.5	6.5 - 8.5	245	690	875	E	C	74		8990876151475	B147
205/50 R17	XL	93H	6.5	5.5 - 7.5	214	638	650	E	C	74		8990876151284	B128
205/50 R17	XL	93V	6.5	5.5 - 7.5	214	638	650	E	C	74		8990876151291	B129
225/50 R17	XL	98V	7.0	6.0 - 8.0	230	658	750	E	C	74		8990876151307	B130
225/45 R17	XL	94H	7.5	7.0 - 8.5	225	634	670	E	C	74		8990876151161	B116
225/45 R17	XL	94V	7.5	7.0 - 8.5	225	634	670	E	C	74		8990876151178	B117
235/45 R17	XL	97H	8.0	7.5 - 9.0	236	644	730	E	C	74		8990876151185	B118
235/45 R17	XL	97V	8.0	7.5 - 9.0	236	644	730	E	C	74		8990876151192	B119

XL Extra Load **LI** Load Index **SI** Speed Index **RR** Rolling Resistance



MAXMILER WT

Commercial Light Truck Winter



“Exclusively designed for commercial light truck, with advanced tread compound and durable carcass.”

Features

Reinforced construction comprised of two steel belts and full nylon protector

Robust and modern directional winter design

Advanced sipe design


Benefits

▶ Delivers robust load bearing capacity

▶ Delivers excellent winter and all season performance

▶ Enhanced traction and braking on all types of winter roads

 14 - 16 Inch

 60 - 82 Series

 Speed Rating: Q - T

Commercial Light Truck Winter

MAXMILER WT



TIRE SIZE	LI / SI	ETRTO	ALLOWED RIM	SECTION WIDTH (mm)	OUTER DIAMETER (mm)	MAX. LOAD (KG)	RR	WET GRIP	NOISE DATA (dB)	NOISE GRADE	EAN CODE	ITEM NO
185 R14C	102/100Q	5.5	5.0 - 6.0	190	653	850/800	F	C	72		8990876107144	A714
195 R14C	106/104Q	5.5	5.0 - 6.0	198	666	950/900	E	C	72		8990876107151	A715
205 R14C	109/107Q	6.0	5.5 - 6.5	208	686	1030/975	F	C	72		8990876107137	A713
165/70 R14C	89/87R	4.5	4.5 - 5.0	170	588	580/545	F	C	72		8990876107106	A710
195/70 R15C	104/102R	6.0	5.0 - 6.0	201	655	900/850	F	C	72		8990876107113	A711
225/70 R15C	112/110R	6.5	6.0 - 7.0	228	701	1120/1060	F	C	72		8990876107120	A712
205/65 R15C	102/100T	6.0	5.5 - 6.5	206	650	850/800	F	C	72		8990876107175	A717
175/75 R16C	101/99R	5.0	4.5 - 5.5	177	668	825/775	F	C	72		8990876107182	A718
195/75 R16C	107/105R	5.5	5.0 - 6.0	198	698	975/925	F	C	72		8990876107205	A720
225/75 R16C	118/116R	6.0	6.0 - 7.0	223	744	1320/1250	F	C	72		8990876107199	A719
195/65 R16C	104/102T	6.0	5.5 - 6.0	201	660	900/850	F	C	72		8990876108073	A807
205/65 R16C	107/105T	6.0	5.5 - 6.5	209	672	975/925	F	C	72		8990876108080	A808
215/65 R16C	109/107T	6.5	6.0 - 7.0	221	686	1030/975	F	C	72		8990876107090	A709
225/65 R16C	112/110R	6.5	6.0 - 7.0	228	698	1120/1060	E	C	72		8990876108165	A816
235/65 R16C	115/113R	7.0	6.5 - 7.5	242	713	1215/1150	E	C	72		8990876108486	A848
195/60 R16C	99/97T	6.0	5.5 - 6.5	201	640	775/730	F	C	72		8990876107168	A716

LI Load Index **SI** Speed Index **RR** Rolling Resistance



MAXMILER WT-1000

4X4/SUV WINTER



“The Maxmiler WT-1000 is designed to provide excellent traction and carry heavy loads for light truck and commercial applications.”

Features

Modern directional winter pattern design

Advanced groove and sipe arrangement

Specially developed compound

Benefits

▶ Excellent handling properties in both summer and winter conditions

▶ Enhanced winter performance on snow and ice

▶ Performs excellently in both winter and summer conditions

⊗ 15 - 16 Inch

● 75 - 85 Series

⌚ Speed Rating: Q

4X4/SUV WINTER

MAXMILER WT-1000



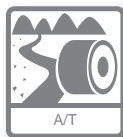
TIRE SIZE	LI / SI	ETRTO	ALLOWED RIM	SECTION WIDTH (mm)	OUTER DIAMETER (mm)	MAX. LOAD (KG)	RR	WET GRIP	NOISE DATA (dB)	NOISE GRADE	EAN CODE	ITEM NO
LT235/75R15	104/101Q	6.5	6.0 - 7.0	235	739	900/825	E	E	72		6924699113626	100A362
LT235/85R16	120/116Q	6.5	6.0 - 7.0	235	806	1380/1260	E	E	72		6924699113619	100A361
LT245/75R16	120/116Q	7.0	6.0 - 7.5	248	780	1380/1260	E	E	72		6924699113602	100A360
LT265/75R16	119/116Q	7.5	7.0 - 8.0	267	804	1360/1250	E	E	72		6924699113633	100A363

LI Load Index SI Speed Index RR Rolling Resistance



SAVERO WT

4X4/SUV WINTER



“Exclusively designed for SUV and crossover applications with advanced tread compound and exclusive durable carcass.”

Features


Directional pitch design

Modern winter design with advanced siping

Special compound for winter conditions

Benefits

- ▶ Optimum wet handling and snow traction
- ▶ Provides high level of security in all weather conditions
- ▶ Enhanced ice and snow driving performance

 15 - 17 Inch

 65 - 75 Series

 Speed Rating: T

4X4/SUV WINTER

SAVERO WT



TIRE SIZE	LI / SI	ETRTO	ALLOWED RIM	SECTION WIDTH (mm)	OUTER DIAMETER (mm)	MAX. LOAD (KG)	RR	WET GRIP	NOISE DATA (dB)	NOISE GRADE	EAN CODE	ITEM NO
235/75R15	105T	6.5	6.0 - 7.0	235	733	925	E	E	72		6924699113411	100A341
225/75R16	104T	6.0	6.5 - 7.5	223	744	900	C	E	72		6924699113428	100A342
245/75R16	111T	7.0	6.5 - 7.5	248	774	1090	E	E	72		6924699113435	100A343
215/70R16	100T	6.5	5.5 - 7.0	221	708	800	E	E	72		6924699113459	100A345
225/70R16	103T	6.5	6.0 - 7.0	228	722	875	C	E	72		6924699120921	100A1051
235/70R16	106T	7.0	6.5 - 7.5	240	736	950	E	E	72		6924699120938	100A1052
245/70R16	107T	7.0	7.5 - 8.0	248	750	975	E	E	72		6924699113480	100A348
255/70R16	111T	7.5	7.0 - 8.0	260	764	1090	E	E	72		6924699113497	100A349
265/70R16	112T	8.0	7.5 - 8.5	272	778	1120	C	E	72		6924699113534	100A353
255/65R16	109T	7.5	7.0 - 8.0	260	738	1030	E	E	72		6924699113589	100A358
265/70R17	115T	8.0	7.5 - 8.5	272	804	1215	E	E	72		6924699113541	100A354
235/65R17	104T	7.0	6.5 - 7.5	240	738	900	C	E	72		6924699113558	100A355
245/65R17	107T	7.0	7.5 - 8.0	248	750	975	E	E	72		6924699113565	100A356

LI Load Index SI Speed Index RR Rolling Resistance


TIRE SAFETY



We know you love your car. Now it's time to love your tires.

Check your tire pressure regularly to increase your safety and vehicle economy. From basic maintenance, correct inflation to what all those letters and numbers on the side mean.

“Correct tire pressure increases your safety and vehicle economy. The correct tire pressure for your vehicle is set by the vehicle manufacturer; you can find this information in your vehicle handbook, inside the driver’s door or behind the fuel cap.”



Driving with **under inflated** tire pressure causes

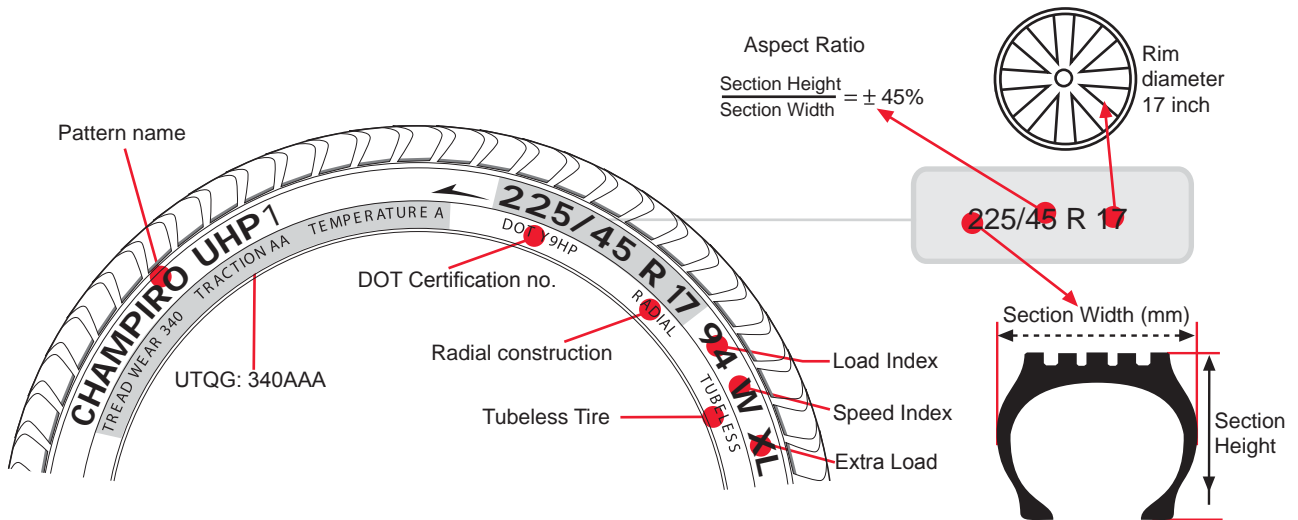


Increased fuel consumption.



Decreases dramatically vehicle stability, braking and general safety.

Designations, Load and Speed Index



Speed-Index

SI	km/h
L	120
M	130
N	140
P	150
Q	160
R	170
S	180
T	190
U	200
H	210
V	240
W	270
Y	300

Load-Index

LI	kg	LI	kg	LI	kg	LI	kg
55	218	79	437	101	825	123	1550
58	218	80	450	102	850	124	1600
59	243	81	462	103	875	125	1650
60	250	82	485	104	900	126	1700
61	257	83	487	105	925	127	1750
62	265	84	500	106	950	128	1800
63	272	85	515	107	975	129	1850
64	280	86	530	108	1000	130	1900
65	290	87	545	109	1030	131	1950
66	300	88	560	110	1060	132	2000
67	307	89	580	111	1090	133	2060
68	315	90	600	112	1120	134	2120
69	325	91	615	113	1150	135	2180
70	335	92	630	114	1180	136	2240
71	345	93	650	115	1215	137	2300
72	355	94	670	116	1250	138	2360
73	365	95	690	117	1285	139	2430
74	375	96	710	118	1320	140	2500
75	387	97	730	119	1360		
76	400	98	750	120	1400		
77	412	99	775	121	1450		
78	425	100	800	122	1500		

PCR Tire Size

13/14/15/16 Rim

50/55/60/65/70/80 Series

Rim	A/R	Tire Size	CHAMPIRO VP1	CHAMPIRO UHP1	CHAMPIRO 228	CHAMPIRO 328	CHAMPIRO BAX 2	CHAMPIRO ECO	CHAMPIRO HPY	CHAMPIRO WinterPro HP	CHAMPIRO ICEPRO	CHAMPIRO WINTERPRO	CHAMPIRO WT-AX
13	80	135/80R13						70T					
13	80	145/80R13						75T				79T	
13	80	155/80R13						79T				83T	
13	80	165/80R13	83T					83T					
13	70	145/70R13	71T					71T				71T	
13	70	155/70R13	75T					75T			75T	75T	
13	70	165/70R13	79T					79T				79T	
13	70	175/70R13	82T					82H			82T	82T	
13	65	155/65R13	73T					73T					
13	65	165/65R13	77T					77T					
13	65	175/65R13						80T					
13	60	185/60R13						80H					
14	80	175/80R14										88T	
14	70	165/70R14	81T					85T				81T	
14	70	175/70R14	88T					84H				84T	
14	70	185/70R14						88H			88T	88T	
14	70	195/70R14						91H					
14	65	155/65R14	75T					75T				75T	
14	65	165/65R14	79T					79T				79T	
14	65	175/65R14	82T					86T			86T	86T 82T	
14	65	185/65R14	86H		86H			86H			90T	86T	86H
14	60	165/60R14	82H										82H
14	60	185/60R14			82H			82H				82T	
14	60	195/60R14			86H								80H
14	55	185/55R14			80H		80H						
15	65	175/65R15	84H					84H				84T	88H
15	65	185/65R15	88H		88H			88H			92T	88T	91H
15	65	195/65R15	91H/T		91H/V		91V	91H			95T	95T 91T/H	94H
15	65	205/65R15	94H		94V			94H			94T	94T	
15	65	215/65R15						96H					
15	60	155/60R15										74T	
15	60	175/60R15											88H
15	60	185/60R15	84H		84H							88T	
15	60	195/60R15	88H		88V		88V	88H			88T	88T	
15	60	205/60R15	91H		91V		91V	91H					
15	60	215/60R15			94H								
15	60	225/60R15					96V						86H
15	55	175/55R15										77T	
15	55	185/55R15	82H		82V		82V					82T 86H	82H
15	55	195/55R15	85H	85V	85V	85V	85H/V					85H	
15	55	205/55R15		88V		88W	88V						
15	50	195/50R15	82V	82V	82H/V		82H/V					82H	
15	50	205/50R15		89V		89W	86V						98H
15	45	195/45R15		78V		78W							
16	65	215/65R16	98T								102T	96H	92H 96H
16	60	195/60R16										89H	
16	60	205/60R16			92V		92V	92H			96T	92H 96H	
16	60	215/60R16			95V		95V				95T	99H	
16	60	225/60R16			98V		98V						
16	60	235/60R16								100H			
16	55	195/55R16	91H	91V	87V 91H					87H			
16	55	205/55R16	91V	91V 94W	91H/V	94W	91V			94V	94T	91T/H 94H	
16	55	215/55R16		97W	93V		93H/V				97T	93H 97H	
16	55	225/55R16		99W	95V	99W				99V		95H 99H	
16	50	195/50R16		88V		88V							



PCR Tire Size

☉ 16/17/18/19/20 Rim

● 35/40/45/50/55/60/65 Series

Rim	A/R	Tire Size	CHAMPIRO VP1	CHAMPIRO UHP1	CHAMPIRO 228	CHAMPIRO 328	CHAMPIRO BAX 2	CHAMPIRO ECO	CHAMPIRO HPY	CHAMPIRO WinterPro HP	CHAMPIRO ICEPRO	CHAMPIRO WINTERPRO	CHAMPIRO WT-AX
16	50	205/50R16		91W	87V	87W	87V						
16	50	225/50R16		96W									
16	45	195/45R16		84V									
16	45	205/45R16		87W									
16	40	215/40R16		86W		86W							
17	65	215/65R17			99H								
17	65	225/65R17								102H			
17	65	235/65R17								108H			
17	60	215/60R17								96H			
17	60	225/60R17								99H			
17	55	215/55R17		94W	94V					98V			
17	55	225/55R17		101W						101V			
17	55	235/55R17			99H					103V			
17	50	205/50R17		93W						93V			
17	50	215/50R17		95W									
17	50	225/50R17		98W	94V					98V			
17	50	235/50R17			96V								
17	45	205/45R17		88W									
17	45	215/45R17		91W		91W			91Y				
17	45	225/45R17		94W		94W			94Y	94V	94T		
17	45	235/45R17		97W		97W			94Y 97Y	97V			
17	45	245/45R17		99W		99W				99V			
17	40	205/40R17		84W		84W							
17	40	215/40R17		87W		87W							
17	40	235/40R17											
17	40	245/40R17		91W		91W			95Y				
18	60	225/60R18			100V								
18	60	235/60R18								107H			
18	60	255/60R18								112H			
18	55	225/55R18								109V			
18	55	235/55R18								104V			
18	50	235/50R18							101Y	101V			
18	45	225/45R18		95W					91Y	95V			
18	45	245/45R18		100W		100W				100V			
18	45	255/45R18		103W		103W			103Y				
18	40	225/40R18		92W		92W			92Y	92V			
18	40	235/40R18		95W		95W			95Y	95V			
18	40	245/40R18		97W		97W							
18	35	215/35R18				84W							
18	35	255/35R18		94W		94W							
18	35	265/35R18		97W		97W			97Y				
19	55	225/55R19								111H			
19	55	235/55R19								105H			
19	50	255/50R19								107V			
19	40	255/40R19		96W					96Y				
19	35	225/35R19		84W					88Y				
19	35	235/35R19		91W		91W			91Y				
19	35	245/35R19		93W		93W							
19	35	255/35R19		96W					96Y				
19	30	265/30R19				93W							
19	30	275/30R19				96W							
20	45	275/45R20								110V			
20	40	275/40R20								106V			
20	35	245/35R20				95W							
20	35	255/35R20		97W		97W			97Y				



4x4/SUV

Tire Size



Rim

12/13/14/15
/16/17/18




Series

55/60/65/70/80

Rim	A/R	Tire Size	ADVENTURO A/T	ADVENTURO M/T	KargoMax ST-4000	KargoMax ST-6000	MAXMILER	MAXMILER CX
12	80	155R12					88/86N	88/86R
12	70	155/70R12					104/101N	
12	60	185/60R12					104/101N	
12	60	195/60R12				104/102N		
12	-	5.00R12						83/81P
13	80	145R13			74N/78N			
13	80	155R13			80N/84N	90/88N		
13	80	165R13				96/94N	94/92N	94/92R
13	80	175R13					97/95N	97/95R
13	70	145/70R13			78N			
13	70	155/70R13			78N			
13	70	165/70R13			80N			
13	70	185/70R13			90N			
13	50	195/50R13					104/101N	
14	80	175R14					99/98N	99/98R
14	80	185/80R14						
14	80	185R14				104/102N	104/101N	102/100R
14	80	195/80R14						
14	80	195R14					106/104N	106/104R
14	80	205R14						109/107R
14	70	165/70R14						89/87R
14	70	195/70R14			96N	104/102N		
14	65	175/65R14						
15	80	195R15					106/104P	106/104R
15	80	215/80R15						
15	75	215/75R15						
15	75	235/75R15						
15	75	LT235/75R15	104/101S	104/101S				
15	75	P235/75R15	105S					
15	70	195/70R15				104/102N		104/102R
15	70	205/70R15						
15	70	225/70R15						112/110R
15	65	195/65R15			94N			
15	65	205/65R15						102/100T
15	-	30x9.50R15	104S					
15	-	31x10.50R15	109S	109Q				
15	-	33x12.50R15		108Q				
15	-	7.00R15LT						
16	85	LT215/85R16	110/107S					
16	85	LT235/85R16	120/116S	120/116Q				
16	80	205R16						
16	75	175/75R16						101/99R
16	75	185/75R16						104/102T
16	75	195/75R16						107/105R
16	75	205/75R16						
16	75	225/75R16						118/116R
16	75	LT225/75R16	115/112S	115/112Q				
16	75	235/75R16						
16	75	P235/75R16						
16	75	245/75R16						
16	75	LT245/75R16	120/116S	120/116Q				
16	75	LT265/75R16	112/109S					
16	75	P265/75R16						
16	70	215/70R16						
16	70	225/70R16						
16	70	LT225/70R16	102/99S					
16	70	P225/70R16						
16	70	235/70R16						
16	70	245/70R16						
16	70	255/70R16						
16	70	265/70R16						
16	70	275/70R16						
16	70	P275/70R16	114T					
16	70	LT305/70R16		118/115Q				
16	65	195/65R16						104/102T
16	65	205/65R16						107/105T
16	65	215/65R16						109/107T
16	65	225/65R16						112/110T
16	65	235/65R16						
16	65	255/65R16						
16	60	195/60R16						
16	60	235/60R16						
16	55	205/55R16						
16	-	6.50R16LT						
16	-	7.50R16LT						
17	70	225/70R17						
17	70	LT245/70R17	119/116S					
17	70	P245/70R17						
17	70	265/70R17						
17	70	LT265/70R17						
17	70	P265/70R17						
17	65	235/65R17						
17	65	P235/65R17						
17	65	245/65R17						
17	65	P245/65R17						
17	65	265/65R17						
17	60	275/60R17						
17	60	P275/60R17						
18	65	P235/65R18						

	MAXMILER EX	MAXMILER-X	SAVERO HP	SAVERO HT PLUS	SUPER TRAVELLER 668	CHAMPIRO ICE PRO SUV	MAXMILER WT	SAVERO WT	MAXMILER WT-1000
		83/81N							
		90/88N, 85/83N 94/92N 97/95N							
		99/98N							
	102/100Q								
	106/104Q						102/100Q		102/100R
							106/104Q		
	89/87R	109/107N					109/107Q 89/87R		
	90/88T								
				106/104S 102S					
								100T 105T	
				104/101R 105T					104/101Q
	104/102R 106/104R 112/110R						104/102R		
							112/110R		
	102/100T						102/100T		
				104R 109R					109Q
					110/105N				
				115/112R 120/116R 110/108S					120/116Q
	101/99R 104/102Q 107/105R 110/108R						101/99RR		
							107/105R		
				115/112R			118/116R	XXXT	
								108T	
				106T 111T				111T	
				120/116R 119/116R					120/116Q 119/116Q
				114T 100H 102T		100T 103T		100T 102T	
				102T					
			106H 107H	106T 111T				105T 107T	
			112H	111T 112T				111T 112T 114T	
	104/102T 107/105T 107/109T 112/110T						104/102T 107/105T 109/107T 112/110R 115/113R		
								109T	
			104H				99/97T 98/96T		
					108/107N 122/120N				
				108T 119/116R 108T					
				121/118R 113T				115T	
				104T				104T	
				105T 112T				107T	
				110T 104T				111T	





www.gtradial.com